

COVER SHEET

1	0	1							
---	---	---	--	--	--	--	--	--	--

S.E.C. Registration Number

L	E	P	A	N	T	O		C	O	N	S	O	L	I	D	A	T	E	D		M	I	N	I	N	G		C	O
---	---	---	---	---	---	---	--	---	---	---	---	---	---	---	---	---	---	---	---	--	---	---	---	---	---	---	--	---	---

--	--	--	--	--	--	--	--	--	--	--	--	--	--	--	--	--	--	--	--	--	--	--	--	--	--	--	--	--	--	--

--	--	--	--	--	--	--	--	--	--	--	--	--	--	--	--	--	--	--	--	--	--	--	--	--	--	--	--	--	--	--

--	--	--	--	--	--	--	--	--	--	--	--	--	--	--	--	--	--	--	--	--	--	--	--	--	--	--	--	--	--	--

(Company's Full Name)

2	1	S	T		F	L	O	O	R		L	E	P	A	N	T	O		B	U	I	L	D	I	N	G				
---	---	---	---	--	---	---	---	---	---	--	---	---	---	---	---	---	---	--	---	---	---	---	---	---	---	---	--	--	--	--

8	7	4	7		P	A	S	E	O		D	E	R	O	X	A	S													
---	---	---	---	--	---	---	---	---	---	--	---	---	---	---	---	---	---	--	--	--	--	--	--	--	--	--	--	--	--	--

M	A	K	A	T	I		C	I	T	Y																				
---	---	---	---	---	---	--	---	---	---	---	--	--	--	--	--	--	--	--	--	--	--	--	--	--	--	--	--	--	--	--

(Business Address: No. Street City / Town / Province)

ODETTE A. JAVIER																											
------------------	--	--	--	--	--	--	--	--	--	--	--	--	--	--	--	--	--	--	--	--	--	--	--	--	--	--	--

Contact Person

815-9447																											
----------	--	--	--	--	--	--	--	--	--	--	--	--	--	--	--	--	--	--	--	--	--	--	--	--	--	--	--

Company Telephone Number

3rd Monday of April

1	2		3	1	
---	---	--	---	---	--

Month

Day

Fiscal Year

S	E	C		1	7	A
---	---	---	--	---	---	---

FORM TYPE

--	--	--	--	--	--	--	--	--	--

Month

Day

Year

Annual Meeting

-----	--	--	--	--	--	--

Secondary License Type, If Applicable

--	--	--

Dept. Requiring this Doc.

--	--	--	--	--	--	--	--	--	--	--	--	--	--	--	--	--	--	--	--	--	--	--	--	--	--	--	--

Amended Articles Number/Section

--	--	--	--	--	--	--	--	--	--	--	--	--	--	--	--	--	--	--	--	--	--	--	--	--	--	--	--

Total no. of Stockholders

Total Amount of Borrowings

--	--	--	--	--	--	--	--	--	--	--	--	--	--	--	--	--	--	--	--	--	--	--	--	--	--	--	--

Domestic

--	--	--	--	--	--	--	--	--	--	--	--	--	--	--	--	--	--	--	--	--	--	--	--	--	--	--	--

Foreign

To be accomplished by SEC Personnel concerned

--	--	--	--	--	--	--	--	--	--	--	--	--	--	--	--	--	--	--	--	--	--	--	--	--	--	--	--	--	--	--

File Number

LCU

--	--	--	--	--	--	--	--	--	--	--	--	--	--	--	--	--	--	--	--	--	--	--	--	--	--	--	--	--	--	--

Document I.D.

Cashier

STAMPS																											
--------	--	--	--	--	--	--	--	--	--	--	--	--	--	--	--	--	--	--	--	--	--	--	--	--	--	--	--

Remarks = please use **black ink** for scanning purposes

SECURITIES AND EXCHANGE COMMISSION

SEC FORM 17-A

ANNUAL REPORT PURSUANT TO SECTION 17
OF THE SECURITIES REGULATION CODE AND SECTION 141
OF THE CORPORATION CODE OF THE PHILIPPINES

1. For the fiscal year ended **December 31, 2022**
2. SEC Identification number: **101**
3. BIR Tax Identification number: **000-160-247-000**
4. Exact name of registrant as specified in its charter

LEPANTO CONSOLIDATED MINING COMPANY

5. Province, country or other jurisdiction of incorporation or organization: **Manila, Philippines**
6. Industry Classification Code: (SEC Use Only)

Mining

7. Address of registrant's principal office:
**21st Floor, Lepanto Building
8747 Paseo de Roxas, Makati City, Philippines**

8. Registrant's telephone number, including area code:
(632) – 815-9447

9. Former name, former address and former fiscal year, if changed since last report: **N/A**

10. Securities registered pursuant to Sections 4 and 12 of the SRC, or Sec. 4 and 8 of the RSA

Title of each Class:	Number of shares of common stock outstanding:
Class "A"	39,822,869,196
Class "B"	26,552,888,901

11. Are any or all of the securities listed on a Stock Exchange?

Yes [] No []

If yes, state the name of such stock exchange and the classes of securities listed therein.

Philippine Stock Exchange

Classes "A" & "B"

The Company has filed all reports required to be filed by Section 17 of the SRC and SRC Rule 17 thereunder or Section 11 of the RSA Rule 11(a)-1 thereunder and Sections 26 and 141 of the Corporation Code of the Philippines during the preceding 12 months. The Company has not been subject to such filing requirements for the past 90 days.

The aggregate market value of the voting stock held by non-affiliates of the Company as of December 31, 2022 was P7,420,789,069.95

Business and General Information

Business

Lepanto was incorporated in 1936 and until 1997 was operating an enargite copper mine located in Mankayan, Benguet. Lepanto has been producing gold dore since 1997 through its Victoria Project. It produced copper-gold concentrates from the fourth quarter of 2017 to the first quarter of 2020.

The only raw material component of Lepanto's products is the ore that it mines. Its ore reserves, per the attached Certification as of January 3, 2023 (Exhibit "J"), consist of 350,000 oz. of gold from the Victoria and Teresa orebodies; and 397,000 oz. of gold and 212.77 million lbs. of copper from the Enargite-Quartz-Pyrite-Gold deposits, as certified by Ms. Keziah C. Chamollog and Engr. Art S. Anongos, both Competent Persons under the Philippine Mineral Reporting Code.

The Company's revenues (100%) from 2020-2022 came solely from its sales of gold/silver dore and gold/copper concentrates. Under the contract with Heraeus Ltd., the Company ships gold (dore) bars to the said buyer on a weekly basis. The contract has a term of two years which is regularly renewed, and has provisions regarding assay, manner of delivery, weighing and sampling, settlement/ payment, pricing and refining charges.

The gold/copper concentrates were exported to smelters in China pursuant to a contract with a Swiss metals trader. The said contract is volume-based, 1000 DMT at a time, and has provisions in respect of assay, manner of delivery, weighing and sampling, settlement/payment, and refining and smelting charges.

There is no market competition in the industry. The gold/silver dore and gold/copper concentrates of the Company are readily marketable. Metal prices are dictated by world market forces.

The following schedule indicates the percentage of Sales and Net Income contributed by foreign sales in the last three years:

Percentage of Sales Contributed by Foreign Sales:

	<u>2020</u>	<u>2021</u>	<u>2022</u>
Hongkong	84.40	99.56	100
Taiwan	0.00	0.00	0.00
China	15.60	0.44	0.00
	-----	-----	-----
	100%	100%	100%

Percentage of Net Income/Loss Contributed by Foreign Sales:

	<u>2020</u>	<u>2021</u>	<u>2022</u>
Hongkong	(84.96)	(100.44)	100
Taiwan.	0.00	0.00	0.00
China	(15.70)	(0.44)	0.00
Other Income	0.65	0.87	0.00
	-----	-----	-----
	100%	-100%	100%

The Company has Environmental Compliance Certificates for its tailings storage facility 5A and for its mineral extraction and processing operations.

Subsidiaries

SHIPSIDE, INC., based in San Fernando, La Union, was incorporated in 1958. It is engaged principally in the hauling business and supports the hauling requirements of the parent company, Lepanto. It has 2 flatbed and 2 dump trucks, and is a heavy user of diesoline, gasoline and tires. It also has warehouses for lease located at Poro Point, San Fernando, La Union. Generally, Shipside is not dependent on any single supplier for its raw material requirements, i.e., fuel and tires, and these are readily available from a number of suppliers. In 2022, income from hauling and rentals businesses amounted to P15 million and P8 million, respectively.

The DIAMOND DRILLING CORPORATION OF THE PHILIPPINES (DDCP) was incorporated in 1971 and is in the business of providing diamond drilling services. It services mostly mining companies. DDCP has a ready market in Lepanto Consolidated Mining Company and affiliate Manila Mining Corporation. Contract Revenues for 2022 amounted to P63.91 million.

LEPANTO INVESTMENT AND DEVELOPMENT CORPORATION (LIDC), incorporated in 1969, is in the insurance business. It owns 12.38% of Philippine Fire and Marine Insurance Corporation (Philfire) and 25% of DIAMANT MANUFACTURING AND TRADING CORPORATION (DMTC), a manufacturer of industrial diamond tools for mining exploration, marble cutting and the construction industry. LIDC'S income is principally in the form of commissions on insurance policies of various clients, none of whom contributes more than 10% of total revenues.

Lepanto owns 60% of FAR SOUTHEAST GOLD RESOURCES, INC. (FSGRI), another mining company with resources in Mankayan, Benguet; the remaining 40% is owned by Gold Fields Switzerland Holding AG ("Gold Fields"). Incorporated in 1989, FSGRI is not yet in operation. On September 20, 2010, Lepanto entered into an Option and Shareholders' Agreement with Gold Fields which grants Gold Fields an option to subscribe to new shares of stock of FSGRI representing a 20% interest in FSGRI. If the option is exercised by Gold Fields, Lepanto's interest in FSGRI will be reduced from 60% to 40%.

Cost and Effects of Compliance with Environmental Laws/Governmental Approvals

Lepanto complies with governmental regulations, particularly those of the Department of Environment and Natural Resources, with respect to mining methods, disposal of waste and tailings, rehabilitation of environment, etc. Lepanto has the approvals needed for its operations: Environmental

Compliance Certificates from the DENR for the operation of its tailings dam and for mining and mineral processing. It has two Mineral Production Sharing Agreements, as discussed below. A total of P197.16 million was spent for the Company's Environmental Protection and Enhancement Program (AEPEP) in 2022. AEPEP includes treatment of mill tailings and wastewater, rehabilitation, reforestation and resource management. Also, P32.80 million went to Tailings Storage Facility maintenance and management.

Research and Development Activities

During the last three years, Lepanto spent a total of P39.57 million for Research and Development, to wit: 2020, P11.43 million; 2021, P12.13 million and 2022, P16.01 million.

Mining Claims

The Company's mining properties are summarized as follows:

Mineral Production and Sharing Agreements (MPSAs)

Lepanto has two (2) Mineral Production Sharing Agreements (MPSAs), namely MPSA No. 001-90-CAR (948.9696 has.), where subsidiary FSGRI is a co-contractor, and MPSA No. 151-2000-CAR (1,829.3565 has.), approved on March 3, 1990 and March 9, 2000, respectively, each having a term of twenty-five (25) years, renewable for another 25 years. Mining claims subject of the said MPSAs are located in Mankayan, Benguet where commercial mining operations are presently undertaken. The reportorial requirements are regularly submitted by Lepanto to the Mines and Geosciences Bureau (MGB) of the DENR to preserve the Company's rights and privileges under the agreements.

LCMC and FSGRI applied in June 2014 for the renewal of MPSA No. 001-90-CAR. The application has been endorsed to the National Commission on Indigenous Peoples in compliance with the Indigenous Peoples' Rights Act. The Free and Prior Informed Consent process required under the said law is underway. Meanwhile, Lepanto continues mining operations within this MPSA.

MPSA Applications

Lepanto has (2) MPSA applications docketed as APSA No. 096-CAR with a total area of 1,057.1739 hectares located in Mankayan, Benguet and APSA No. 000004-VIII with a total area of 57.0901 hectares located in Villaba, Leyte. Pursuant to Executive Order No. 130 dated April 14, 2021 and DAO No. 2021-25, Lepanto filed for the conversion of both APSAs into applications for Exploration Permit which are still pending with the MGB-CAR and MGB-VIII, respectively.

Financial and Technical Assistance Agreement (FTAA) Application

Lepanto filed with the MGB on January 12, 2005 an application for an FTAA covering an area of 10,468.9397 hectares located in Benguet and Mt. Province. The said application was denominated as AFTA No. 024-CAR which remains pending with the MGB.

Patented Claims

Lepanto has forty-six (46) patented mining claims, which was allowed under the Philippine Bill of 1902, with a total area of 335.5179 hectares, all situated in Mankayan, Benguet. Exploration works are ongoing in these areas.

Operating Agreements

A. APSA Nos. 063-CAR, 064-CAR and 065-CAR

On October 12, 1992, Lepanto entered into separate Operating Agreements with Jaime Paul B. Panganiban, June Prill Brett and James D. Brett (Now Heirs of James D. Brett), registered MPSA applicants of APSA Nos. 063-CAR, 064-CAR and 065-CAR, respectively, all situated in Suyoc, Mankayan, Benguet. The combined total area of the subject MPSA applications is 330.87 hectares. Pursuant to Executive Order No. 130 S. 2021 and DAO No. 2021-25, Lepanto, as mining operator, filed an application for the conversion of the said APSAs into applications for Exploration Permits. The applications for conversion are currently pending with the MGB-CAR.

B. APSA No. 023-CAR

An Operating Agreement was entered into between Lepanto and Montanosa Mining Exploration Company (“Montanosa”) over mining tenements located in Bontoc, Mountain Province. On October 07, 1991, Lepanto, as mining operator and on behalf of Montanosa, filed an MPSA application denominated as APSA No. 023-CAR with the MGB-CAR. Pursuant to E.O. No. 130 S. 2021 and DAO 2021-25, Lepanto filed an application for the conversion of APSA No. 023-CAR into an Exploration Permit which is pending approval.

C. Exploration Permit No. 2004-000003-VIII

Lepanto has an agreement with the Philippine National Oil Company/ Energy Development Corporation for the Leyte Geothermal Reservation. With the expiration of the Exploration Permit on March 19, 2006, PNOC-EDC filed for the renewal of the EP. An Order of Denial on the application for renewal was issued by the MGB. An appeal with the DENR was made by PNOC-EDC which is currently pending.

Employees

Lepanto has 1,331 mine-based and 53 Makati-based employees. In the Lepanto Mine Division, there are 38 managerial employees; 327 Supervisory and Technical Staff, of whom 222 are members of the Supervisors’ Union (LLSU); 105 clerical and technical non-union members; 966 rank-and-file employees, of whom 942 are members of the Lepanto Local Employees’ Union or LLEU. The 29th CBA of LLEU was executed in November 2021 and the 13th CBA of LLSU, in July 2021.

Of the 53 employees in Makati, 13 are members of the Lepanto Employees Union-Makati (LEUM) whose CBA was renewed in July 2022 and will expire on June 30, 2025; 26 are managerial/supervisory employees (including officers); and 14 are clerical non-union members.

Lepanto provides health card benefits to its Makati employees. Mine-based employees get free housing and free hospitalization at the Lepanto Hospital.

Shipside has 19 employees, of whom 7 are administrative, 3 are clerical and 9 are involved in operations. They are not subject to any CBA. There are no plans to hire additional employees in the next twelve months.

DDCP had a total of nine employees, 2 managerial, 7 staff and supervisory, in 2022. The employees are not covered by any CBA.

LIDC has no employees.

FSGRI has 21 employees, comprising of 3 managerial, 9 supervisory and 9 rank-and-file employees. The employees are not covered by any CBA.

Properties

Parent Company

The Company owns about 2,030.2 has. of land in Mankayan, Benguet, where its plants and mining facilities are located. As discussed above, it has two (2) Mineral Production Agreements with the Government, namely: MPSA Nos. 001-90 (for which an application for renewal is pending with the MGB) and 151-2000-CAR.

Lepanto owns two storeys of the Lepanto Building located at Paseo de Roxas, Makati City, where its principal offices are located. It also owns a 3,493 sq. meter residential property in Baguio City; 3.5 has. of commercial land in Poro Point, San Fernando, La Union; and a 3.1 hectare property in Isabel, Leyte where its Roaster Plant is located. Lepanto leases a 1,789.65 sq. meter property in Malolos, Bulacan, used for its warehouse. The lease, at the rate of P186,900 per month, is good until 2024.

Its Machinery and Equipment located in Mankayan, Benguet, consist of the following:

- Mineral Processing Plant
- Tubo Shaft Complex
- Power House
- Machine Shop
- Sandfill Tramline
- Furniture and Fixtures
- Foundry Shop
- Assay Laboratory Equipment
- Mechanical equipment
- Internal Shaft at Nayak

Further, it has various automotive equipment/vehicles in Makati City, Benguet and Leyte.

Lepanto's infrastructure include roads, rails and bridges, twin declines, undergrounds shafts, and an airport, all located in Mankayan, Benguet.

Lepanto's assets directly utilized for the Victoria Project were mortgaged to Rothschild and Dresdner Banks in connection with a Loan and Hedging Facilities Agreement executed in 1998. These include the plants and other facilities used for the Victoria project. The real properties covered by the

mortgage constitutes about 1.2% of the Company's landholdings in Mankayan, Benguet. The subject loan has been fully repaid. It is the Company's position that the hedging contracts with the said banks are null and void and therefore the mortgages are likewise not effective. The Company initiated in 2005 a case for the declaration of nullity of the hedging contracts with Rothschild on the ground that they are considered as wagering transactions under Philippine law. In a decision dated February 5, 2018, the Regional Trial Court ("RTC") of Makati City ruled in favor of Lepanto, declaring the subject contracts null and void. The RTC decision has been affirmed by the Court of Appeals. Rothschild has filed a petition for review with the Supreme Court.

No acquisition of any real property is intended within the next 12 months.

Subsidiaries

Shipside has substantial properties in La Union. It owns about 16.48 hectares of land in Poro Point, San Fernando, La Union, used for its hauling and warehousing business. It owns 2 flatbed and 2 dump trucks for its trucking/ hauling business.

DDCP owns about 10 units of drill rigs which are vital to its operations, and 5.6982 hectares of land in Tanquigan, La Union.

LIDC's properties consist of shares of stock in DMTC and Philfire.

FSGRI is co-contractor of Lepanto in MPSA No. 001-90-CAR issued by the government on March 3, 1990. It also co-owns with Lepanto on a 50/50 basis Tailings Storage Facility No. 5A located in Mankayan, Benguet. FSGRI has applied for the partial conversion of MPSA No. 001-90-CAR into an FTAA. Please refer to the discussion of the arbitration concerning the renewal of the said MPSA on page 14.

Business Risks

i) Volatility of Metal Prices

The Company's revenues are directly affected by the prices of the metals it produces, which are gold, copper and silver. These metal prices are influenced principally by demand factors in the world market. The prices of these metals are currently at historical highs.

ii) Competition/ Market for Lepanto's Products

The gold dore and gold/copper concentrates produced by Lepanto are readily marketable. The gold is sold to Heraeus Metals of Hongkong. The gold-copper concentrates are sold to Swiss metals traders. The Company is free to sell its metal production to other traders or smelters/refiners. Because of the high demand for metals, there is virtually no competition in the industry and gold-silver-copper producers may easily their products.

iii) Appreciation of the Peso vis-a-vis the US Dollar

Being a 100% exporter, the Company's revenues are directly impacted by the appreciation of the Philippine Peso against the US dollar. Although it has dollar denominated costs, most of the Company's costs and expenses are, such as labor and power, in Pesos.

iv) Risk on Environmental Legislation

Mining activities in the Philippines are monitored and highly regulated by the DENR. New government regulations could affect the Company's exploration or mining activities and entail additional costs. (Please see discussion of the Order of Suspension on page 14.)

(v) Fuel Prices

A subsidiary, Shippside Incorporated, is in the hauling business and its revenues are affected by fuel prices. Hauling rates are adjusted to cushion the impact of price changes.

Market for Registrant's Common Equity and Related Matters

Lepanto's shares of stock are listed on the Philippine Stock Exchange. Following are the quarterly prices of Lepanto securities for 2021-2022 and as of April 28, 2023:

Lepanto "A" (P/share)

	1Q21	2Q21	3Q21	4Q21	1Q22	2Q22	3Q22	4Q22	May 15 2023
Low	0.1290	0.1540	0.136	0.136	0.1490	0.1330	0.1000	0.1080	0.101
High	0.1340	0.1570	0.145	0.145	0.1510	0.1350	0.1060	0.1130	0.103

Lepanto "B" (P/share)

	1Q21	2Q21	3Q21	4Q21	1Q22	2Q22	3Q22	4Q22	May 15 2023
Low	0.1200	0.1570	0.136	0.136	0.1510	0.1360	0.1190	0.1070	0.103
High	0.1390	0.1590	0.142	0.142	0.1540	0.1360	0.1200	0.1080	0.105

Securities, Shareholders and Public Ownership

As of March 31, 2023, there were a total of 27,684 shareholders; 22,469 shareholders holding Common "A" shares, or 86.05% of total shareholders; and 5,215 shareholders with Common "B" shares, or 13.95% of total. As of the same date, Total Public Ownership constituted 64.59% of the outstanding shares.

Top 20 “A” and “B” Stockholders of the Company (as of March 31, 2023)

<u>Name of Stockholder</u>	<u>Class "A"</u>	<u>%</u>
1 F. Yap Securities, Inc.	13,966,348,139	35.08
2 First Metro Investment Corp.	2,550,682,926	6.41
3 Philex Mining Corporation	2,164,240,810	5.44
4 F. Yap Sec., Inc. A/C #CPHC-2	362,240,169	0.91
5 F. Yap Sec., Inc. A/C #CPHC-3	337,989,616	0.85
6 Felcris Hotels & Resorts	310,000,000	0.78
7 F. Yap Sec., Inc. A/C #CPHC-1	301,859,763	0.76
8 Coronet Property Holdings Corp	277,556,566	0.70
9 Bryan Yap	175,915,571	0.44
10 First Metro Investment Corp.	169,762,500	0.43
11 Christine Yap	116,620,522	0.29
12 Felipe U. Yap	86,063,611	0.22
13 Manila Mining Corporation	65,870,000	0.17
14 Allen Jesse C. Mangaoang	45,113,040	0.11
15 Arlene King Yap	40,000,000	0.10
16 Christine Karen Uy Yap	40,000,000	0.10
17 Fausto R. Preysler Jr.	38,222,363	0.10
18 F. Yap Securities, Inc. A/C No. PKY-89	30,942,477	0.08
19 Felipe Yap	24,874,960	0.06
20 Christine Karen Yap	24,386,376	0.06

<u>Name of Stockholder</u>	<u>Class "B"</u>	<u>%</u>
1 F. Yap Securities, Inc.	8,354,084,372	31.48
2 F. Yap Securities, Inc.	3,761,979,349	14.18
3 F. Yap Securities, Inc. A/C 521	1,343,773,000	5.06
4 F. Yap Securities, Inc. A/C 1411	1,129,238,161	4.26
5 F. Yap Securities, Inc. A/C 5217	1,020,000,000	3.84
6 First Metro Investment Corp.	799,642,268	3.01
7 F. Yap Securities, Inc. A/C 5218	669,905,750	2.64
8 Coronet Property Holdings Corp	447,665,860	1.69
9 F. Yap Securities A. S	218,404,905	0.82
10 YHS Holdings Corporation	87,758,339	0.33
11 Felipe U. Yap	54,643,386	0.21
12 Chase Leonard So Yap	50,000,000	0.19
13 David Go Securities Corp.	45,599,783	0.17
14 Allen Jesse C. Mangaoang	27,676,892	0.10
15 Luis L. and Teresa M. Oh, Trustees Luis Oh and Teresa Oh Trust Oh	24,365,714	0.09
16 F. Yap Sec., Inc. A/C No. 87-EU	23,014,545	0.09
17 Kathy Sue Trout	22,619,631	0.09
18 F. Yap Sec., Inc. A/C #PKY-89	20,577,792	0.08
19 F. Yap Sec., Inc. A/C #BSUY	20,302,971	0.08
20 Felcris Realty Investment Corp.	19,769,688	0.07

Submission of Matters to a Vote of Security Holders

The stockholders approved during a special stockholders' meeting on February 2, 2022 the proposal to increase the authorized capital stock from P6.64 Billion to P9.00 billion.

Dividends Policy

Dividends may be declared out of the unrestricted retained earnings of the Company, which may be in the form of cash or stock to all stockholders on the basis of outstanding shares held by them as of the record date fixed by the Company in accordance with existing laws and rules. Any cash dividends due on delinquent stock shall first be applied to the unpaid balance on the subscription plus costs and expenses, while stock dividends shall be withheld from the delinquent stockholder until his unpaid subscription is fully paid: Provided, That no stock dividends shall be issued without the approval of stockholders representing not less than two-thirds (2/3) of the outstanding capital stock at a regular or special meeting duly called for the purpose. (Section 42, Revised Corporation Code).

Independent Public Accountant

Sycip Gorres Velayo & Co. ("SGV") has been the Company's external auditors since 2006. There has not been any disagreement between the Company and said accounting firm with regard to any matter relating to accounting principles or practices, financial statement disclosure or auditing scope or procedure. Mr. Jaime F. del Rosario was the certifying partner from 2007 to 2011 and 2014-2017. Ms. Eleanore A. Layug was the certifying partner in 2012 and 2013, and again for the 2018 to 2022 financial statements.

SGV will be recommended for re-appointment as external auditor of the Company.

Audit and Audit Related Fees

For the audit of the financial statements for the year 2021, SGV & Co. billed the Company the sum of P2,460,000. The amount was increased to P2,600,000 for the audit of the 2022 financial statements.

Audit Committee's Approval Policies and Procedures

Prior to the commencement of audit services, the external auditors submit their Audit Plan to the Audit Committee, indicating the applicable accounting standards, audit objectives, scope, approvals, methodology, needs and expectations and timetable, among others. A presentation on the same Plan is made by the external auditors before all the members of the Committee. All the items in the Plan are considered by the Committee, along with industry standards, in approving the services and fees of the external auditors. The Audit Committee is composed of: Atty. Ray C. Espinosa, Committee Chairman and an independent director; and Atty. Ethelwoldo E. Fernandez and Mr. Cresencio C. Yap, members.

The Committee revised its charter in 2012 to conform to SEC Memorandum Circular No. 4, Series of 2012.

Directors and Executive Officers of the Company

<u>Directors (with term of office of one year)</u>	<u>Age</u>	<u>Citizenship</u>	<u>Period Served</u>
FELIPE U. YAP	86	Filipino	Since 1975
BRYAN U. YAP	50	-do-	Since 1997
DOUGLAS J. KIRWIN	72	Australian	Since 2017
RAY C. ESPINOSA (Independent)	66	Filipino	Since 2005
MARILYN V. AQUINO	67	-do-	Since 2012
ETHELWOLDO E. FERNANDEZ	95	-do-	Since 2007
REGIS V. PUNO	65	-do-	Since 2016
VAL ANTONIO B. SUAREZ (Independent)	64	-do-	Since 2011
CRESENCIO C. YAP	77	-do-	2000-2004; 2006 to present

<u>Executive Officers</u>	<u>Citizenship</u>	<u>Position</u>
FELIPE U. YAP	Filipino	Chairman of the Board and Chief Executive Officer since 1988
BRYAN U. YAP	-do-	President/Chief Operating Officer since March 2003
RAMON T. DIOKNO	-do-	Chief Finance Officer since April 2008
MA. LOURDES B. TUASON	-do-	Vice President/Treasurer since 1995
ETHELWOLDO E. FERNANDEZ	-do-	Corporate Secretary since 2000
RENE F. CHANYUNGCO	-do-	Vice President since 1997
ABIGAIL K. YAP	-do-	Vice President-Tech. & Planning since 1999
ODETTE A. JAVIER	-do-	Vice President since Feb. 20, 2006/ Asst. Corp. Secretary since 1993
PABLO T. AYSON, JR.	-do-	Vice President-Mining Claims since Dec.18, 2006
KNESTOR JOSE Y. GODINO	-do-	Vice President for Human Resource since June 2015
CHERRY H. TAN	-do-	Asst. Vice President-Purchasing since July 1, 2004

Business Experience in the Last Five (5) Years

Mr. Felipe U. Yap became the Chairman of the Company in 1988. He is likewise the Chairman and Chief Executive Officer of Manila Mining Corporation and of Far Southeast Gold Resources, Inc. He is the Chairman of the Board of Kalayaan Copper-Gold Resources, Inc. and Zeus Holdings, Inc. and Vice Chairman of Ayala Land Logistics Holdings Corporation. Mr. Yap is a director of, among others, Manila Peninsula Hotel, Inc. and Philippine Associated Smelting and Refining Corp. (PASAR). Mr. Yap was the Chairman of the Board of the Philippine Stock Exchange from March 2000 to March 2002.

Mr. Bryan U. Yap has been the President and COO of the Company since 2003 and of Manila Mining Corporation since 2011. He is also the President of Kalayaan Copper-Gold Resources, Inc.; Lepanto Investment and Development Corporation (LIDC); Shipside, Inc.; Diamond Drilling Corporation of the Philippines and Diamant Manufacturing and Trading Corporation (DMTC). He is also a director and Vice Chairman of Far Southeast Gold Resources, Inc.

Atty. Marilyn V. Aquino has been a member of the board of Philex Mining Corporation since December 2009 and of PXP Energy Corporation since 2013. She was a partner of the law firm Sycip Salazar Hernandez & Gatmaitan until June 2012 when she joined First Pacific Company Limited as Assistant Director. She is now the Chief Legal Counsel of PLDT.

Atty. Ray C. Espinosa is the president of the Manila Electric Company (MERALCO) and a Director of Philippine Long Distance Telephone Company ("PLDT"), Meralco PowerGen Corporation, Metro Pacific Investment Corporation and Roxas Holdings, Inc., among many others. Director of Mediaquest Holdings, Inc. He is the vice chairman and a trustee of the Beneficial Trust Fund of PLDT.

Atty. Ethelwoldo E. Fernandez rejoined the Company as Corporate Secretary in 2001, the same year he was reappointed Corporate Secretary and elected director of Manila Mining Corporation. He is also a director of Far Southeast Gold Resources, Inc.

Mr. Douglas John Kirwin was the Exploration Manager of Ivanhoe Mines from 1995 (when it was known as Indochina Goldfields Ltd) until 2012. He was the Vice President of the Society of Economic Geology from 2009 to 2011, where he continues to serve as an honorary lecturer. He is now semi-retired with a part time consulting business. He has been a Director of Manila Mining Corporation since 2014 and of Zeus Holdings, Inc. since 2017.

Atty. Regis V. Puno is currently the Corporate Secretary of Metrobank, Special Legal Counsel to the Metrobank Group, and Vice Chairman of Metrobank Card Corporation. He was a Senior Partner at Puno & Puno Law Offices until his retirement in 2018. He was formerly an Undersecretary of the Department of Justice.

Atty. Val Antonio B. Suarez is the Managing Partner of Suarez and Reyes Law Offices. He also serves as independent director of Filinvest Development Corporation and Filinvest Land, Inc. Atty. Suarez was the President and Chief Executive Officer of the Philippine Stock Exchange (PSE) and the Securities Clearing Corporation of the Philippines in 2010.

Mr. Cresencio C. Yap is the Chairman of the Rural Bank of Tagum (Davao del Norte) and General Manager of the Felcris Supermarket and Central Warehouse Club in Davao City.

Mr. Ramon T. Diokno rejoined the Company as CFO effective April 1, 2008. He held that same position from 1985 to 1996. Mr. Diokno is a member of the Board of Directors of Alcantara Consolidated Resources, Inc. and Zeus Holdings, Inc. He is also the CFO of the Diamond Drilling Corporation of the Philippines (DDCP), LIDC and DMTC.

Ms. Ma. Lourdes B. Tuason is also the Assistant Treasurer of Manila Mining Corporation and of Far Southeast Gold Resources, Inc. and Treasurer of Shipline, Inc., DDCP and LIDC. She is a Vice President and director of DMTC, Inc. and is a director also of LIDC and Shipline, Inc.

Mr. Rene F. Chanyungco is also a director of Manila Mining Corporation, of Far Southeast Gold Resources, Inc. and of Kalayaan Copper Gold Resources, Inc. He is the Senior Vice President-Treasurer of Manila Mining Corporation and Vice President of LIDC.

Ms. Abigail Y. Ang, Vice President for Technology and Planning, is also the Chief Executive Officer of Yapster e-Conglomerate, Inc.

Atty. Odette A. Javier has been the Company's Assistant Corporate Secretary since 1993. She was promoted to Vice President-Assistant Corporate Secretary on February 20, 2006. She is also the Company's Chief Information Officer and the Assistant Corporate Secretary of Manila Mining Corporation and Far Southeast Gold Resources, Inc. She is a Director of Zeus Holdings, Inc. and LIDC.

Atty. Pablo T. Ayson, Jr. was appointed Vice President in December 2006. He is also a vice president of Manila Mining Corporation and Far Southeast Gold Resources, Inc. and a director of Zeus Holdings, Inc. and Kalayaan Copper-Gold Resources, Inc.

Mr. Knestor Jose Y. Godino joined the company as Group Manager for Administrative Services of the Lepanto Mine Division in 2006. He was promoted to Asst. Vice President for Human Resource and Administration in 2011, and to Vice President for Human Resource and Administration in 2015. He is also the Asst. Vice President for Human Resource of Manila Mining Corporation.

Ms. Cherry H. Tan joined the Company as Purchasing Manager in 1998. She was promoted to Assistant Vice President in 2004.

Significant Employees

There are no significant employees expected to contribute significantly to the business other than the executive officers.

Family Relationships

Mr. Bryan U. Yap, Director and President, is the son of the Chairman and Chief Executive Officer, Mr. Felipe U. Yap. Mr. Cresencio C. Yap is a brother of the Chairman while Ms. Abigail Y. Ang is his niece.

Involvement of the Company or its Directors and Officers in Certain Legal Proceedings

None of the directors and officers were involved during the past five (5) years in any bankruptcy petition. Neither has any director or officer been convicted by final judgment in any criminal proceeding, or been subject to any order, judgment or decree of competent jurisdiction, permanently or temporarily enjoining, barring, suspending, or otherwise limiting their involvement in any type of business, securities, commodities or banking activities, nor found in an action by any court or administrative bodies to have violated a Securities or Commodities law.

There are pending material legal proceedings involving the Company, to wit:

Lepanto vs. NM Rothschild & Sons (Australia) Ltd. (Civil Case No. 05-782)

The Company initiated in 2005 a case for the declaration of nullity of forward gold contracts with Rothschild to sell 97,476 ounces of gold on the ground that they are considered as wagering transactions under Philippine law. In a decision dated February 5, 2018, the Regional Trial Court ("RTC") of Makati City ruled in favor of Lepanto, declaring the subject contracts null and void. The

RTC decision was affirmed by the Court of Appeals in 2022, after which Rothschild filed a Petition for Review with the Supreme Court.

In re an Arbitration between Lepanto Consolidated Mining Company (LCMC) and Far Southeast Gold Resources, Inc. (FSGRI) and the Republic of the Philippines, represented by the Department of Environment and Natural Resources (DENR)

LCMC and FSGRI applied in June 2014 for the renewal of MPSA No. 001-90-CAR. An issue arose as to the applicability of certain provisions of the Indigenous Peoples' Rights Act to such renewal, which issue has been submitted to arbitration. Pending and in connection with the arbitration proceedings, LCMC and FSGRI (Petitioners) filed a petition for interim reliefs with the Regional Trial Court. On 18 March 2015, the court issued a writ of preliminary injunction, enjoining the respondents DENR, MGB, NCIP and the NCIP Regional Hearing Office- CAR from performing any acts that would (a) disrupt, disturb or impede the operations of Petitioners in the area covered by the MPSA; and acts that would (b) hinder, prevent or delay the Petitioners from exercising their rights and/or from discharging their obligations under the MPSA in any manner whatsoever, until such time that a final and executory award is issued with respect to the arbitration proceedings commenced by the Petitioners; and directing the respondents to perform all acts necessary and proper to maintain and protect the validity and/or enforceability of the Petitioners' vested rights under the MPSA during the pendency of the arbitration proceedings. In a final award dated November 27, 2015, the Arbitral Tribunal ruled that the Free and Prior Informed Consent (FPIC) and Certification Precondition may not be validly imposed as requirements for the renewal of MPSA 001-90, and the latter should be renewed under the same terms and conditions, without prejudice to changes mutually agreed upon by the parties. In a Decision dated April 30, 2018, the Court of Appeals affirmed the final award of the Arbitral Tribunal. The Republic elevated the matter to the Supreme Court. In a decision of the Supreme Court dated June 21, 2022, the Final Award was vacated without prejudice to the Parent Company's and FSGRI's full compliance with the Free and Prior Informed and Written Consent requirement of the Mankayan Indigenous Cultural Communities/Indigenous Peoples as a condition for the renewal of the MPSA No. 001-90. A Motion for Reconsideration was filed by the Parent Company and FSGRI on January 4, 2023, which the Supreme Court denied.

The MGB-CAR has endorsed to the NCIP the application of the Parent Company and FSGRI for the renewal of the MPSA and the FPIC process is underway. Since the SC decision expressly states that it is "without prejudice to their (Lepanto and FSGRI) full compliance with the requirement of the Free and Prior Informed and Written Consent of the Mankayan Indigenous Cultural Communities/Indigenous Peoples as a condition for the renewal of Mineral Production Sharing Agreement No. 001-90", Lepanto's mining operations continue.

Lepanto vs. Regina Paz L. Lopez in her capacity as DENR Secretary

Lepanto received on February 14, 2017 an Order of Suspension from Secretary Lopez alleging that Lepanto had violated "certain provisions" of the EIS Law, the Philippine Mining Act, DAO No. 2010-21, and DAO No. 2000-98. On the same date, Lepanto filed a Notice of Appeal with the Office of the President (OP) pursuant to Administrative Order No. 22, Series of 2011, which filing effectively stayed the execution of the Order. Lepanto filed its Memorandum on Appeal with the OP a month later. In a decision dated October 12, 2017, the OP provisionally lifted the Suspension Order subject to the following conditions: (i) Lepanto is given six months from receipt of the decision to implement appropriate mitigating measures and ordered to pay fines of P27,275 to the Mines and Geosciences

Bureau and P100,000 to the Environmental Management Bureau; and (ii) The appropriate agency of the DENR is directed to conduct a monthly inspection on Lepanto's compliance with the decision and to submit a monthly report to the Office of the President regarding the progress of the corrective measures. Lepanto has paid the fines and complied with the said decision.

Related Party Disclosures

Related party relationships exist when one party has the ability to control, directly or indirectly through one or more intermediaries, the other party or exercise significant influence over the other party in making financial and operating decisions. Such relationships also exist between and/or among entities which are under common control with the reporting enterprise, or between and/or among the reporting enterprise and their key management personnel, directors, or its stockholders.

The Parent Company has a Board-approved Material Related Party Transactions (Material RPTs) Policy defining Material RPTs and setting forth the approval procedure for the same in compliance with the requirements of Revised SRC Rule 68 and SEC Memorandum Circular 10, series of 2019.

Under the said policy, Material RPTs, that is, transactions which, either individually, or in aggregate over a twelve (12)-month period with the same related party, amount to at least ten percent (10%) of the Group's consolidated total assets based on its latest audited financial statements, need to be approved by at least a two-thirds (2/3) vote of the board of directors prior to execution.

Intercompany transactions involving subsidiaries are eliminated in the consolidated financial statements. The Group's related party transactions, which are under terms that are no less favorable than those arranged with third parties, are as follows:

	2022			
	Amount/ Volume	Outstanding Balance		Terms Conditions
Subsidiaries and affiliates				
<i>Receivables</i>				
DDCP	₱30,457	₱113,498	On demand; noninterest-bearing and collectible in cash	Unsecured, no impairment, not guaranteed
LIDC		23 12,283	On demand; noninterest-bearing and collectible in cash	Unsecured, no impairment, not guaranteed
DMTC		60 1,975	On demand; non-interest bearing; and collectible in cash	Unsecured, no impairment, not guaranteed
FSGRI	7,048		– On demand; noninterest-bearing and collectible in cash	Unsecured, no impairment, not guaranteed
<i>Advances to</i>				
FSGRI		– 94,140	On demand; noninterest-bearing and collectible in cash	Unsecured, no impairment, not guaranteed
MMC (Note 11)	8,423	11,805	Non-interest bearing and normally settled on 30-day term	Unsecured, no impairment, not guaranteed
<i>Payables</i>				
SI	17,155	(179,853)	Noninterest bearing and collectible in cash	Unsecured, not guaranteed
MMC (Note 13)		– (12,650)	On demand; noninterest-bearing and collectible in cash	Unsecured, no impairment, not guaranteed
DMTC (Note 13)		– (14,811)	On demand; noninterest-bearing and collectible in cash	Unsecured, no impairment, not guaranteed

FSGRI		– (5,674)	On demand; non-interest bearing; and payable in cash	Unsecured, not guaranteed
<i>Advances from</i>				
SI	₱20,000	(₱20,000)	On demand; non-interest bearing; and collectible in cash	Unsecured, no impairment, not guaranteed
<i>Rental</i>				
FSGRI	2,238		– Noninterest-bearing and normally settled on 30-day term	Unsecured, not guaranteed
DDCP		238	– Non-interest bearing and normally settled on 30-day term	Unsecured, not guaranteed
<i>Services</i>				
DDCP	63,908		– Noninterest-bearing and normally settled on 30-day term	Unsecured, not guaranteed
SI	15,320		– Noninterest-bearing and normally settled on 30-day term	Unsecured, not guaranteed
Stockholders				
<i>Payables:</i>				
Various (Note 13)		– (56,084)	Noninterest-bearing and are normally settled in cash on 30-day term	Unsecured, no guarantee

2021				
	Amount/ Volume	Outstanding Balance	Terms	Conditions
<i>Subsidiaries and affiliates</i>				
<i>Receivables</i>				
DDCP	₱49,588	₱135,493	On demand; noninterest-bearing and collectible in cash	Unsecured, no impairment, not guaranteed
LIDC	23	12,918	On demand; noninterest-bearing and collectible in cash	Unsecured, no impairment, not guaranteed
DMTC	50	1,920	On demand; noninterest-bearing and collectible in cash	Unsecured, no impairment, not guaranteed
FSGRI	2,244	1,374	On demand; noninterest-bearing and collectible in cash	Unsecured, no impairment, not guaranteed

(Forward)

2021				
	Amount/ Volume	Outstanding Balance	Terms	Conditions
<i>Advances</i>				
FSGRI		– 94,140	On demand; noninterest-bearing and collectible in cash	Unsecured, no impairment, not guaranteed
MMC (Note 11)	2,830	10,992	Noninterest-bearing and normally settled on 30-day term	Unsecured, no impairment, not guaranteed
<i>Payables</i>				
SI	12,971	(171,794)	On demand; noninterest-bearing and collectible in cash	Unsecured, not guaranteed
DMTC (Note 13)		– (12,650)	On demand; noninterest-bearing and collectible in cash	Unsecured, no impairment, not guaranteed
MMC (Note 13)		– (15,070)	On demand; noninterest-bearing and collectible in cash	Unsecured, no impairment, not guaranteed
<i>Rental</i>				
FSGRI	2,244		– Noninterest-bearing and normally settled on 30-day term	Unsecured, not guaranteed
<i>Services</i>				

DDCP	49,588	– Noninterest-bearing and normally settled on 30-day term	Unsecured, not guaranteed
SI	12,971	– Noninterest-bearing and normally settled on 30-day term	Unsecured, not guaranteed
<hr/>			
Stockholders			
<i>Payables:</i>			
Various (Note 13)	– (56,084)	Noninterest-bearing and are normally settled in cash on 30-day term	Unsecured, no guarantee

a. In the normal course of business, the Group grants and receives advances to and from its associates and stockholders, which are considered related parties.

The corresponding receivables and payables arising from the said transactions, including operational support as at December 31, 2022 and 2021 are as follows:

b. On April 17, 2000, the Parent Company entered into a Trust Agreement with LIDC for the latter to serve as a second trustee for the Parent Company’s retirement fund.

On March 31, 2003, the Parent Company entered into a separate Trust Agreement with LIDC whereby the latter ceased to be the second trustee of the Plans and instead to become the principal trustee. Prior to the Trust Agreement, the actual disbursements of the fund for the Plans, or payments to the retiree or beneficiaries, had been the responsibility of a local bank as the principal trustee. The Parent Company has decided to terminate the services of the local bank and consolidated to LIDC the administration of the Plans.

The carrying amount and fair value of the retirement fund amounted to ₱468,066 and ₱496,433 as at December 31, 2022 and 2021, respectively (see Note 17).

The retirement fund consists of cash in banks, short-term investments, investments in quoted and unquoted equity securities which accounts for 0.16% and 97.39% and 2.41% and 0.04% of the trust fund, respectively, as at December 31, 2022 (see Note 17).

The voting rights on the shares of stock rest on the trustees of the retirement fund, who are also the key management personnel of the Parent Company.

Summary Compensation Table

Board of Directors per diem:	Year 2022	Year 2021	Year 2020
Felipe U. Yap	74,800	none	40,000
Bryan U. Yap	74,800	none	40,000
Marilyn V. Aquino	45,000	90,000	30,000
Ray C. Espinosa	63,000	100,000	10,000
Ethelwoldo E. Fernandez	90,000	120,000	30,000
Douglas John Kirwin	81,000	120,000	20,000
Regis V. Puno	99,000	110,000	20,000
Val Antonio B. Suarez	90,000	120,000	20,000
Cresencio C. Yap	90,000	90,000	20,000

	2021 Total (All Cash)	Basic Salary	Bonus (13th month)
Felipe U. Yap, Chairman Bryan U. Yap, President Ramon T. Diokno, CFO Ma. Lourdes B. Tuason, Vice Pres./Treasurer Rene F. Chanyungco, Vice President	P34.6 million	P31.9 million	P2.7 million
All officers and directors	P51.2 million	P45.3 million	P5.9 million
	2022 (Total)		
Felipe U. Yap, Chairman Bryan U. Yap, President Ramon T. Diokno, CFO Ma. Lourdes B. Tuason, Vice Pres./Treasurer Rene F. Chanyungco, Vice President	P32.3 million	P29.8 million	P2.4 million
All officers and directors	P48.0 million	P42.3 million	P5.7 million
	2023 (Estimate)		
Felipe U. Yap, Chairman Bryan U. Yap, President Ramon T. Diokno, CFO Ma. Lourdes B. Tuason, Vice Pres./Treasurer Rene F. Chanyungco, Vice President	P32.3 million	P29.8 million	P2.4 million
All officers and directors	P48.0 million	P42.3 million	P5.7 million

Compensation of Directors/Committee Members

Directors are paid a per diem of P10,000.00 each for attendance of every regular or special meeting in accordance with the Corporation's By-Laws. For committee meetings attended, non-executive member-directors are paid a per diem of P5,000.00 to P10,000.00 each.

Voting Trusts and Change in Control

There are no voting trusts involving the Company's shares nor has there been any change in the control of the Company in the last five (5) years.

Pension Plan

The Parent Company has a funded, noncontributory, defined benefit retirement plans covering substantially all regular employees while DDCP and Shipside, Inc. have unfunded benefit retirement plans. Benefits are dependent on the years of service and the respective employee's compensation. The defined retirement benefit obligation is determined using the projected unit credit method. There was no plan termination, curtailment or settlement for the years ended December 31, 2022, 2021 and 2020.

Warrants, Options, Compensation Plans, Issuance or Modification of Securities

Under the share-based plan, the Company's officers and employees and those of its subsidiaries may be granted options to purchase shares of stock of the Company. The aggregate number of shares to

be granted under the plan should not exceed five percent (5%) of the total number of shares of the Company's outstanding capital stock.

An individual may be granted an option to purchase not more than five percent (5%) of the total number of shares set aside at the date of the grant and may exercise the option up to a maximum of twenty percent (20%) of the total number of option shares granted per year. Options are valid for five (5) years and are exercisable from the date of the approval of the grant by the SEC.

The last award, the 17th Stock Option Award, expired on January 30, 2013.

***Security Ownership**

Security Ownership of Certain Record and Beneficial Owners

Owners of more than 5% of the Company's securities as of March 31, 2023 (other than PCD) were as follows:

Title of Class	Name/Address of Record Owner	Name of Beneficial Owner/ Relationship to Issuer	Citizenship	A / B Shareholdings	%	Total Shareholdings	%
A & B	*F. Yap Securities, Inc. U-2301 & 2302, 23/F, PSE Centre, Exchange Rd., Ortigas Center, Pasig City	F. Yap Securities, Inc./ Principal Stockholder	Filipino	13,966,348,139 8,354,084,372	35.08 31.48	22,320,432,511	33.63
A & B	** First Metro Investment Corp. Makati City	First Metro Investment Corp./ Principal Stockholder	Filipino	2,720,445,426 799,642,268	6.83 3.01	3,520,087,701	5.30
A	***Philex Mining Corporation, Brixton St., Pasig City	Philex Mining Corporation/ shareholder	Filipino	2,164,240,810 3,494,999	5.43 0.01	2,167,735,824	3.27

Equity Ownership of Foreigners

As of March 31, 2023, none of the "A" shares and 13.95% of the "B" shares were held by foreigners.

Security Ownership of Management (March 31, 2023)

Title of Class	Beneficial Owner (Directly Owned)	Position	Amount and Nature of Beneficial Ownership (A / B)	Citizenship	Percent of Classes (A / B)
A & B	Felipe U. Yap	Chairman of the Board	254,161,744 / 134,355,552	Filipino	0.64 / 0.51
A & B	Bryan U. Yap	Director / President	970,846,692 / 50,107,284	-do-	2.44 / 0.19
B	Marilyn V. Aquino	Director	23,440,591 / 13,515,060	-do-	0.06 / 0.05
A & B	Douglas John Kirwin	Director	1	Australian	nil
A & B	***Ray C. Espinosa	Director	1,213,447 / 500,000	-do-	nil
A & B	Ethelwoldo E. Fernandez	Director/Corp. Sec.	1,697,900 / 983,659	-do-	0.01/nil
A & B	Regis V. Puno	Director	10,000 -	-do-	nil
A & B	***Val Antonio B.	Director	1	-do-	nil

	Suarez				
A & B	Cresencio C. Yap	Director	12,813,538 / 22,332,961	-do-	0.03 / 0.11
A	Ramon T. Diokno	Chief Finance Officer	953,183 / 333,066	-do-	Nil
A & B	Ma. Lourdes B. Tuason	Vice Pres./Treasurer	23,991,732 / 16,328,419	-do-	0.06 / 0.06
A & B	Odette A. Javier	Vice Pres./Asst Corp Sec	11,965,525 / 5,688,130	-do-	0.03 / 0.02
A & B	Rene F. Chanyungco	Vice President	3,882,141 / 4,568,095	-do-	0.01 / 0.02
A & B	Abigail Y. Ang	Vice President	6,913,351 / 8,542,361	-do-	0.02 / 0.03
A & B	Pablo T. Ayson, Jr.	Vice President	866,516 / 2,720,074	-do-	0.00 / 0.01
A & B	Cherry H. Tan	Asst. Vice President	4,662,880 / 3,130,959	-do-	0.012 / 0.012
A & B	Knestor Jose Y. Godino	Vice Pres./HR	989,090 / 659,693	-do-	nil
A & B	<i>Aggregate as a group</i>		<i>1,318,408,331 / 263,765,314</i>		<i>3.31 / 1.00</i>

- * - Power to dispose of shares is vested in: F. Yap Securities - Pacita K. Yap; Voting rights/proxies for F. Yap Securities have been granted to Mr. Felipe U. Yap.
- ** - Power to dispose of shares is vested in their respective Board of Directors; Voting rights/proxies have been granted to: Atty. Regis V. Puno.
- *** - Power to dispose of shares vested in the Board of Directors of Philex Mining Corporation; Voting rights/ proxies have been granted to Marilyn V. Aquino.
- **** - Independent Directors

There is no arrangement which may result in a change in the control of the Company and there has been no such change since January 2023.

Plan of Operation for 2023

Lepanto will continue producing gold and silver dore from its Victoria and Teresa deposits. Most of the projects initiated in 2021-2022 to improve mill recovery and efficiency have been completed or are nearing completion, and showing desired results. These initiatives, together with the strict execution of the mine plan, will continue to improve gold production, which in turn, coupled with the rising metal prices, will improve the bottomline. Preparations for drilling at Teresa South are underway.

The Company intends to raise P2 Billion within the year to support an increase in the authorized capital stock from P6,640,000,000 to P9,000,000,000 as approved by the stockholders last year. Proceeds will fund an exploration program targeting copper-gold areas, settlement of liabilities, and working capital.

Management's Discussion and Analysis of Financial Condition and Results of Operations for 2022, 2021 and 2020

2022

Consolidated revenues for the year 2022 amounted to ₱1,858 million compared with ₱1,585 million in 2021. Net loss declined from ₱514.5 million to ₱494.8 million or 3.8%.

Mining Operations

2022 versus 2021

Dore production contained 19,099 oz. of gold and 48,669 oz. of silver compared with 17,039 oz. of gold and 53,916 oz. of silver last year.

Gold price averaged US\$1,787.14/oz. versus US\$1,796.62/oz. while silver price averaged US\$21.69/oz. versus US\$25.36/oz. last year. The ₱/US\$ exchange rate averaged ₱54.76/US\$1 compared with ₱49.23/US\$1 last year.

Total cost and expenses increased by ₱255.5 million or 12% on account of higher mining and milling tonnages and cost of materials. Mining cost increased to ₱766.2 million from ₱709.8 million while milling cost also went up to ₱411.5 million from ₱339.2 million. Depletion and depreciation increased by ₱10.1 million and ₱21.2 million, respectively due to the higher tonnage and capex.

Production tax increased by 22% to ₱76.3 million due to higher production. Finance cost increased to ₱69.3 million from ₱57.2 million attributable to debt restructuring. Other income totaled ₱23.2 million which is lower than last year's ₱63.8 million due to the gain of remeasurement of the Mine Rehabilitation Liability recognized last year.

BALANCE SHEET MOVEMENTS

December 31, 2022 versus December 31, 2021

Cash and cash equivalents increased by ₱17.9 million on account of improved operations. Receivables decreased by ₱9.6 million due to timely collection of customer and subsidiary accounts. Prepayments and other current assets decreased by ₱56.4 million resulting from reconciliation of advances to suppliers' and contractors' accounts.

Financial assets designated at their fair values increased by ₱11.2 million due to higher quoted prices of investment shares with a corresponding decrease in its fair value reserve in equity of ₱8.5 million. Deferred tax assets decreased by ₱66.0 million related to the remeasurement gain on retirement benefit plans. Such remeasurement resulted to an increase of ₱203.5 million in equity. Other noncurrent assets decreased by ₱15.4 million due to amortization of deferred charges.

Short term borrowings decreased by ₱83.6 million while long term borrowings increased by ₱147.5 million due to debt restructuring. The current portion of lease liabilities increased by ₱1.5 million arising from the recognition of its correct balance of ₱2.3 million at yearend. Retirement benefits liability decreased by ₱256.7 million due to changes in actuarial valuations and mine rehabilitation costs decreased by ₱2.9 million.

Deficit increased by ₱499.3 million representing the net loss for the period.

CAPITAL EXPENDITURES

Capital expenditures for the year totaled ₱434.0 million, of which ₱201.3 million went to exploration; ₱77.4 million to machinery and equipment and the rest to other projects.

SUBSIDIARIES

The key performance indicator used for the subsidiaries is net income of the year versus the previous year.

Diamond Drilling Corporation of the Philippines reported a net loss of ₱9.6 million compared with ₱17.5 million net loss last year. Lepanto Investment and Development Corporation reported a net loss of ₱0.3 million compared with last year's net income of ₱5.6 million. Shipside, Incorporated registered a net income of ₱12.6 million against last year's net income of ₱11.9 million.

* - **KEY PERFORMANCE INDICATORS-LCMC**

Tonnes Milled which indicate the amount of ore taken for processing, **Milled Head** is the amount of gold per ton milled and **Gold production** which is the final product of the operations. **Metal sales, Cost and Expenses** and **Net Income** round up the review process on how the company is performing vis-à-vis the performance of the same period last year. **Average Gold price** for the period adds another parameter that needs watching notwithstanding that the company has no direct influence on its movement.

2021

Consolidated revenues for the year 2021 amounted to P1,585 million compared with P1,473 million in 2020. Net loss before income tax declined from P747.7 million to P496.5 million or 34%.

Mining Operations

2021 versus 2020

The dore production contained 17,039 oz. of gold and 53,916 oz. of silver compared with 13,314 oz. of gold and 43,007 oz. of silver last year.

Copper concentrate production was suspended in March 2020 after producing 618,442 lbs. of copper, 2,744 oz. of gold, and 10,827 oz. of silver contained in 2,173 DMT copper-gold concentrate.

Gold price averaged US\$1,796.62/oz. versus US\$1,763.41/oz. while silver price averaged US\$25.36/oz. versus US\$21.72/oz. last year. The P/US\$ exchange rate averaged P49.23/US\$1 compared with P49.63/US\$1 last year.

Total cost and expenses decreased by 4% to P2,059 million. Mining cost decreased to P709.8 million from P716.6 million while milling cost went down by P7.5 million to P339.2 million. Depletion and depreciation increased by P1.2 million to P420.6 million.

Production tax increased by 9% to P62.4 million due to higher production. Finance cost decreased to P57.2 million from P60.6 million last year due to repayment of loans. Other income totaled P63.8 million, much higher than last year's P6.7 million due to the gain from remeasurement of the Mine Rehabilitation Liability.

BALANCE SHEET MOVEMENTS

December 31, 2021 versus December 31, 2020

Cash and cash equivalents increased by P4.2 million on account of improved operation. Receivables increased by P8.8 million representing the unpaid portion of a dore shipment. Inventories increased by P42.5 million from procurement of equipment parts and supplies.

Financial assets designated at fair value through other comprehensive income decreased by P32.5 million due to the impairment of investment with PASAR. Investments in and advances to associates decreased by P88.3 million as a result of disposition of shares of stock by a subsidiary. Increase in other noncurrent assets by P101 million is due to increase of deferred charges of Lepanto and increase in deferred Input Vat of DDCP.

Trade payables increased by P470.0 million while short term borrowings decreased by P60.4 million due to repayment of loans.

Deficit increased by P522.3 million representing the net loss from operations during the period.

CAPITAL EXPENDITURES

Capital expenditures for the year totaled P306.8 million, of which P113.1 million went to exploration; P146.8 million to machinery and equipment; P25.2 million to mine development; and P21.7 million to maintenance of tailings storage facility 5A.

SUBSIDIARIES

The key performance indicator used for the subsidiaries is net income of the year versus the previous year.

Diamond Drilling Corporation of the Philippines reported a net loss of P17.5 million compared with P29.1 million net loss last year. Lepanto Investment and Development Corporation reported a net income of P5.6 million compared with last year's net loss of P14.8 million. Shipside, Incorporated registered a net income of P11.9 million against last year's net loss of P4.5 million.

*** - KEY PERFORMANCE INDICATORS-LCMC**

Tonnes Milled which indicate the amount of ore taken for processing, **Milled Head** is the amount of gold per ton milled and **Gold production** which is the final product of the operations. **Metal sales, Cost and Expenses** and **Net Income** round up the review process on how the company is performing vis-à-vis the performance of the same period last year. **Average Gold price** for the period adds another parameter that needs watching notwithstanding that the company has no direct influence on its movement.

2020

Consolidated revenues for the year 2020 amounted to P1,473 million compared with P2,047.4 million in 2019. Net loss declined from P1,056.7 million to P747.7 million or 29%.

Mining Operations

Production in 2020 was lower than the previous year's largely on account of the operational disruptions caused by COVID-19 related safety protocols, affecting the availability of spare parts and supplies and delaying their deliveries to the minesite, and presenting the Company from operating at full capacity. The suspension of copper concentrate production also contributed to the lower metal production.

The dore production contained 13,314 oz. of gold and 43,007 oz. of silver compared with 6,032 oz. of gold and 1,423 oz. of silver last year.

Copper concentrate production was suspended in March 2020 after producing 618,442 lbs. of copper, 2,744 oz. of gold, and 10,827 oz. of silver contained in 2,173 DMT copper-gold concentrate. Last year's copper concentrate production totaled 7,335 DMT and contained 2,912,623 lbs. of copper, 19,926 oz. of gold, and 85,469 oz. of silver.

For the reasons cited above, revenues and costs dropped from 2019 levels. Metal sales went down by 28% from P2039.0 million to P1,460.3 million. Net loss decreased by 19% from P872.9 million to P705.6 million this year.

Gold price averaged US\$1,763.4/oz. versus US\$1,382.21/oz. while silver price averaged US\$21.72/oz. versus US\$16.1/oz. last year. The P/US\$ exchange rate averaged P49.6/US\$1 compared with P51.8/US\$1 last year.

Costs declined across the board as mine deliveries and milling tonnage dropped by 38% and 33%, respectively. Total cost and expenses decreased by 29% to P2,166 million. Mining cost decreased to P716.6 million from P802.9 million while milling cost went down by P109.6 million to P346.7 million. Depletion and depreciation decreased by P368.7 million to P261.6 million.

Production tax decreased by 30% to P57.3 million due to lower production. Finance cost decreased to P66.9 million from P99.4 last year due to repayment of loans. Other income totaled P13.3 million, much lower than last year's P33.1 million which came from the sale of shares of stock.

BALANCE SHEET MOVEMENTS

December 31, 2020 versus December 31, 2019

Cash and cash equivalents decreased by P31.1 million on account of disbursements for operations. Receivables increased by P8.3 million representing the unpaid portion of a dore shipment. The decrease in other current assets of P59.1 million was due to the amortization of development cost and decrease in creditable input vat.

Trade payables increased by P521.8 million while short term borrowings decreased by P16.5 million due to repayment of loans.

Deficit increased by P750.9 million representing the net loss from operations during the period.

CAPITAL EXPENDITURES

Capital expenditures for the year totaled P326.4 million, of which P165 million went to exploration; P113 million to machinery and equipment; P32.6 million to mine development; and P15.8 million to maintenance of tailings storage facility 5A.

SUBSIDIARIES

The key performance indicator used for the subsidiaries is net income for the first nine months of the year versus the same period the previous year.

Diamond Drilling Corporation of the Philippines reported a net loss of P29.1 million compared with P45.1 million net loss last year. Lepanto Investment and Development Corporation reported a net loss of P14.8 million compared with last year's net loss of P161.9 thousand. Shipside, Incorporated registered a net loss of P4.5 million against last year's net income of P3.3 million.

*** - KEY PERFORMANCE INDICATORS-LCMC**

Tonnes Milled which indicate the amount of ore taken for processing, **Milled Head** is the amount of gold per ton milled and **Gold production** which is the final product of the operations. **Metal sales, Cost and Expenses** and **Net Income** round up the review process on how the company is performing vis-à-vis the performance of the same period last year. **Average Gold price** for the period adds another parameter that needs watching notwithstanding that the company has no direct influence on its movement.

Compliance with Leading Practices on Corporate Governance

Lepanto has revised its Corporate Governance Manual to comply with SEC regulations and institutionalize the principles of good governance in the entire organization. Pursuant to the said Revised Manual, the Company's Board of Directors have constituted the following committees: Audit Committee; Compensation and Remuneration Committee and the Nomination Committee. The Board of Directors is composed of highly qualified and competent individuals who excel in their respective fields. The members of the Board assess the Board's performance pursuant to good corporate governance principles.

The performance and qualifications of nominees are reviewed by the Nomination Committee. All directors and senior officers regularly attend seminars on corporate governance. The Company's Board of Directors formalized existing good governance practices by approving in 2014 various policies/codes, namely: Conflict of Interest Policy; Related Party Transactions Policy; Insider Trading Policy; Health Policy; and Whistleblower Policy.

Through regular board and committee meetings, compliance with the principles of good governance are monitored. Furthermore, the Audit Committee Charter has been revised to comply with SEC Memorandum Circular No. 4, Series of 1990, pursuant to which the performance of the Committee shall be regularly reviewed.

The performance of managers is also reviewed periodically and senior officers report to the Board of Directors. Regular meetings are held in the head office and in the mine division to keep concerned officers apprised of any developments concerning production, finances, safety programs, community relations and environmental programs, and good governance, marketing, legal and human resource matters as well as of the company’s compliance with pertinent regulations.

No deviation from the Company’s Manual on Corporate Governance has been noted by the Company.

Financial Statements

Attached as Exhibit “A” hereof, are the Company’s Audited Financial Statements for 2022 covered by the Statement of Management’s Responsibility and the Auditor’s Report signed by Ms. Eleanore A. Layug, with the following exhibits:

- Exhibits “B” - Schedule A - Financial Assets
- “C” - Schedule B - Amounts Receivable from Directors, Officers, etc.
- “D” - Schedule C - Amounts Receivable from Related Parties
- “E” - Schedule D - Intangible Assets – Other Assets
- “F” - Schedule E - Long-Term Debt
- “G” - Schedule F - Indebtedness to Related Parties
- “H” - Schedule G - Guarantees of Securities of Other Issuers
- “I” - Schedule H - Capital Stock


Reports on Form 17-C

<u>Date of Report</u>	<u>Subject</u>
February 2, 2022	Amending the board resolution dated June 15, 2020. Approved the increase in the authorized capital stock from P6.64 Billion to P9.00 Billion and Setting of a Special Stockholders’ Meeting.
March 21, 2022	Postponement of the ASM
March 21, 2022	Results of the Special Stockholders’ Meeting
April 7, 2022	1:4.6 Stock Rights Offering
May 16, 2022	Resignation of Vice President – Legal Services
June 10, 2022	Favorable Court of Appeals Decision in Lepanto vs. N.M. Rothschild and Sons (Australia) Ltd.
June 20, 2022	Setting of the Annual Stockholders’ Meeting
August 15, 2022	Results of the Annual Stockholders' Meeting
August 15, 2022	Results of the Organizational Meeting
September 9, 2022	1:3.95 Stock Rights Offering
December 21, 2022	Supreme Court Decision concerning MPSA No. 001-90-CAR

SIGNATURES

Pursuant to the requirements of Section 17 of the Code and Section 141 of the Corporation Code, this report is signed on behalf of the issuer by the undersigned, thereunto duly authorized, in Makati City on May 16, 2023.

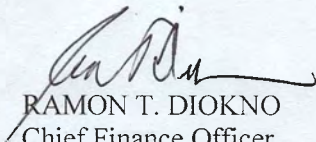
Lepanto Consolidated Mining Company
Issuer




FELIPE U. YAP
Chairman of the Board and
Chief Executive Officer
SSS No. 06-0091101-0




BRYAN U. YAP
President and
Chief Operating Officer
SSS No. 33-3067339-5



RAMON T. DIOKNO
Chief Finance Officer
SSS No. 03-2133095-4



ODETTE A. JAVIER
Vice President/ Asst. Corp. Secretary
SSS No. 03-7641344-4




CLAUDE MARK A. IMBAT
Chief Accountant
SSS No. 01-14137254

MAKATI CITY

MAY 16 2023

SUBSCRIBED AND SWORN TO before me this _____ day of May 2023 at Makati City, affiant, who are personally known to me, exhibiting to me their SSS ID nos. indicated above.

Doc. No. 1 :
Page No. 2 :
Book No. Xxx/1
Series of 2023.



ATTY. GERVACIO B. ORTIZ JR.
Notary Public City of Makati
Until December 31, 2024
IBP No. 05729-Lifetime Member
MCLE Compliance No. VT-0024312
Appointment No. M-39 (2023-2024)
PTR No. 9563522 Jan. 3, 2023
Makati City Roll No. 40091
101 Urban Ave. Campos Rueda Bldg
Brgy. Plo Del Pilar, Makati City



Lepanto Consolidated Mining Company

Certification of Ore Reserve as of January 3, 2023




Table 1. LCMC Total Ore Reserves

Mineral Reserve	Category	Tonnes	g/t Au	% CU	M oz Au	M lbs Cu
VICTORIA @ 2.57 gpt Au	PROVEN	740,000	5.67		0.13	
	PROBABLE	786,000	5.39		0.14	
	<i>Subtotal</i>	<i>1,526,000</i>	<i>5.53</i>		<i>0.27</i>	
TERESA @ 2.57 gpt Au	PROVEN	237,000	2.87		0.022	
	PROBABLE	331,000	3.46		0.04	
	<i>Subtotal</i>	<i>568,000</i>	<i>4.62</i>		<i>0.08</i>	
ENARGITE - QPG@ USD 50 NSR	PROVEN	1,665,000	2.16	2.26	0.116	82.93
	PROBABLE	3,445,000	2.54	1.71	0.281	129.84
	<i>Subtotal</i>	<i>5,110,000</i>	<i>2.42</i>	<i>1.89</i>	<i>0.397</i>	<i>212.77</i>
GRAND TOTAL		7,204,000	3.25	-	1.48	

Ore Reserve is defined as that part of a **Measured** and **Indicated** Mineral Resource which could be mined, inclusive of dilution, and from which valuable or useful minerals could be recovered economically under conditions prevailing at the time of reporting. It is derived from estimates of Mineral Resources modified by economic, metallurgical, marketing, legal, environmental, social and government factors. Ore Reserves are sub-divided into **probable** and **proved** categories.

The parameters applied in the estimation of Ore Reserve are as follows:

Criteria	Description
Grade Estimate	Based on kriged resource estimate grade at raw vein width, the resource grade estimate was diluted with a dilution shell based on vein width and mining method.
Tonnage Estimate	Estimated for QPG and Victoria, Teresa based on 2023 Resource estimates depleted with resources mined in 2022. Density applied for QPG is 2.7 while 2.5 for Victoria.
Mining width estimate	Minimum of 1.00 meter unless accessible and economically mineable.
Dilution	0.50 meter irrespective of vein width
Minimum ore reserves grade (Cut off grade)	US\$ 50 NSR for QPG and 2.57 gpt Au for Teresa and Victoria



Lepanto Consolidated Mining Company

Mining dilution is applied against the mineral resource blocks that are either classified as Measured or Indicated. A 0.5-meter dilution skin is applied against the resource blocks regardless of vein width. The dilution skin is calculated at zero Au grade. The US\$ 50 NSR for QPG and 2.57 gpt Au Victoria and Teresa, after dilution, serves as the lower limit to which proved or probable ore reserve category blocks are considered as an ore reserve.

Net Smelter Return (NSR) refers to the revenues expected from the mill feed, taking into consideration mill recoveries, transport costs to the smelter, treatment and refining charges, and other deductions at the smelter. NSR value was computed for each resource block after dilution. Those blocks with NSR value above or equal to the cut off NSR, with category as either proved or probable ore reserve will be considered as an ore reserve.

Forward-Looking Statements

Certain statements contained in this certification and verification are “forward-looking statements.”

These include, without limitation:

Estimates of reserves, and statements regarding future exploration results and reserve replacements;

When expectation or belief is expressed, as to future events or results, such expectation or belief is expressed in good faith and believed to have reasonable basis. However, our forward-looking statements are subject to risks, uncertainties and other factors, which could cause actual results to differ materially from future results expressed, projected or implied by those forward-looking statements. Such risks include, but are not limited to the price of gold and copper, currency fluctuations; geological and metallurgical assumptions; operating performance of equipment, processed and facilities; labor relations; timing of receipt of necessary government permits or approvals; domestic laws or regulations, particularly relating to the environment and mining; domestic and international economic and political conditions; the ability of Lepanto Mine Division, Lepanto Consolidated Mining Company to obtain or maintain necessary financing; and other risks and hazards associated with mining operations.

Estimates of Proved and Probable reserves are Uncertain

Estimates of proven and probable reserves are subject to considerable uncertainty. Such estimates are, to a large extent, based on interpretations of geologic data obtained from drill holes and other sampling techniques. Gold produce feasibility studies that is derive from estimates of cash operating costs based upon anticipated tonnage and grades of ore to be mined and processed, the predicted configuration of the ore body, expected recovery rates of metals from the ore, comparable facility, equipment, and operating costs, and other factors. Actual cash operating costs and economic returns on projects may differ significantly from original estimates. Further, it may take many years from the initial phase of drilling before production is possible and, during that time, the economic feasibility of exploiting a discovery may change.



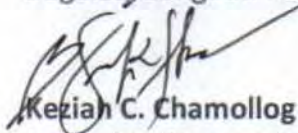
Lepanto Consolidated Mining Company

CERTIFICATION

I, **KEZIAH C. CHAMOLLOG**, Filipino, of legal age, and with office address at Lepanto Mine Division, Lepanto, Mankayan, Benguet, being the Junior Ore Reserves Engineer of Lepanto Mine Division, Lepanto Consolidated Mining Company, a corporation duly organized and existing under Philippine laws with office address at the 20th Floor, Lepanto Building, 8747 Paseo de Roxas, Makati City, Metro Manila, after being duly sworn to, hereby certify THAT:

1. I respectively conducted an objective examination and evaluation of Ore Reserves Status of Lepanto Mine Division as of 01 January 2023 with a Summary Report ("CERTIFICATION") pertaining thereto as hereto attached and made an integral part hereof; and
2. The information contained therein was made in accordance with the generally accepted Ore Reserve Estimation Procedures in the Philippine Mining Industry.
3. I take full responsibility as to the correctness and accuracy of the said report.

Buguias, Benguet: February 21, 2023



Keziah C. Chamollog

Junior Ore Reserve Engineer

Licensed Mining Engineer

PRC License No.0004036

PTR No. BGT 8409187, issued January 10, 2023

Mankayan, Benguet

ACKNOWLEDGMENT

SUBSCRIBED AND SWORN to before me this February 23, 2023 at Buguias, Benguet, Philippines, affiant having exhibited to me her PRC No. 0004036.

Doc. No. 268 ;
Page No. 55 ;
Book No. XCVII ;
Series of 2023.



RAFAEL RUFINO PALASI

Notary Public

Until December 31, 2024

PTR No. 8181362; 01.03.2023

IBP NO. 274113; 01.06.2023

Baguio-Benguet Chapter

ROLL No. 50666; 05-04-05; Mla

Commission No. 20-NC-040



Lepanto Consolidated Mining Company

CERTIFICATION AND CONSENT

I, **ARTEMIO S. ANONGOS**, Filipino, of legal age, with address at Lepanto Mine Division, Mankayan, Benguet, hereby certify that:

1. I am a Mining Engineer duly registered with the Professional Regulation Commission of the Philippines with License number 0002530;
2. I am a registered Competent Person as defined under the Philippine Mineral Reporting Code, with registration number EM CP-0002530-048/19;
3. I am currently the Mine Operation Group Manager of LCMC.
4. I have reviewed the Ore Reserve Estimate as of January 3, 2023 prepared by LCMC's Junior Ore Reserve Engineer Ms. KEZIAH C. CHAMOLLOG;
5. The review is limited to the copper-gold deposit of QPG and gold deposit of Victoria, Teresa with a total ore reserve estimated as of January 3, 2022 amounting to 7,204,000 metric tonnes at 3.25 g/t Au, 1.89 %Cu were classified into probable and proven reserves;
6. I hereby grant my concurrence thereto and confirm that the same were made in accordance with the required guidelines set out in the Philippine Mineral Reporting Code;
7. At the time of this certification, to the best of my knowledge, all technical information provided or otherwise referred to therein are correct and not misleading.
8. I consent to the filing of this certification with the Mines and Geosciences Bureau and other regulatory government authorities and any publication by them for regulatory disclosure purposes, including electronic publication in the public company files on their websites accessible by the public, of this Technical Report, in the form and context in which it appears.

Buguias, Benguet, 21 February 2023.


ARTEMIO S. ANONGOS

Competent Person

Registered Mining Engineer, PRC License. No. 0002530

PTR No. BGT 8409158, issued January 10, 2023

CP Reg. No. EM CP-2530-048/2019

ACKNOWLEDGMENT

SUBSCRIBED AND SWORN to me before me this February 23, 2023 at Buguias, Benguet, Philippines, affiant exhibiting to his PRC. No. 0002530.

Doc. No. 221 ;
Page No. 46 ;
Book No. XCVII ;
Series of 2023.


RAFAEL RUFINO PALASI

Notary Public

Until December 31, 2024

PTR No. 8181362; 01.03.2023

IBP NO. 274113; 01.06.2023

Baguio-Benguet Chapter

ROLL No. 50666; 05-04-05; Mla

Commission No. 20-NC-040

2022 SUSTAINABILITY REPORT

Lepanto Consolidated Mining Company has been a proud resident of Mankayan, Benguet since 1936. The municipality of Mankayan grew and developed alongside Lepanto, achieving first-class municipality status largely on account of Lepanto's operations and community development initiatives. Lepanto is guided by its Vision-Mission:

To be a global Filipino mining company by attaining world-class capabilities and becoming a corporate model in the fulfillment of social responsibilities.

We shall turn this vision into reality through the efforts of highly motivated, committed, and competent employees who:

- continually explore and develop ore reserves
- optimize metal production through cost-efficient operations
- maintain outstanding safety records and ensure responsible environmental stewardship
- foster mutually beneficial partnership with host communities
- exhibit initiative and decisiveness.

Reinforcing its commitment to environmental stewardship, Lepanto adopted an Environmental Policy in 2015 which was revised in 2018 as follows:

We commit to become a model of a socially responsible mining organization through the effective implementation of our Environmental Management System.

We commit to protect, keep sustainable and enhance our environment, minimize the impact of our operations thereon and continually improve our environmental management system performance by:

- Ensuring compliance with all applicable environmental compliance obligations and industry standards;
- Promoting environmental management system awareness to all interested parties through an effective information, education and communication strategy and program;
- Fostering sustainable, effective and responsible use of resources, conservation of biodiversity and effective means of pollution prevention, including tailings storage facility and-waste management ; and
- Enhancing the organizational capability and employees' competencies towards environmentally responsible and efficient operations

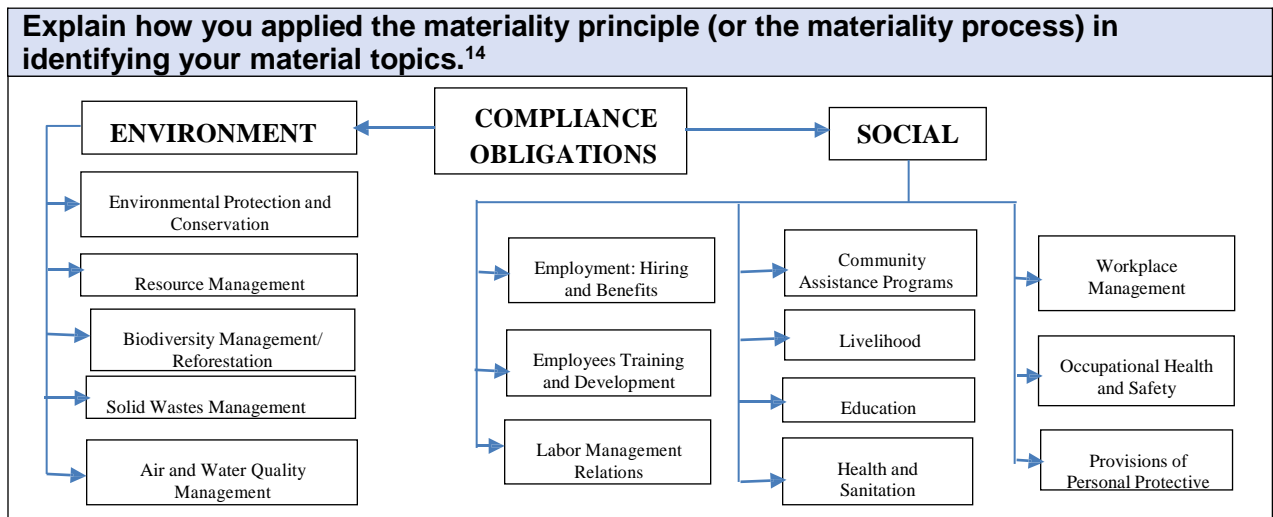
We further commit to consistently implement, measure, monitor, review and continually improve our environmental management system and performance to achieve the foregoing objectives.

The report below illustrates how Lepanto has lived up to its commitment.

Contextual Information

Company Details	
Name of Organization	<i>LEPANTO CONSOLIDATED MINING COMPANY</i>
Location of Headquarters	<i>21F, Lepanto Building, 8747 Paseo de Roxas, Makati City</i>
Location of Operations	<i>Mankayan, Benguet</i>
Report Boundary: Legal entities (e.g. subsidiaries) included in this report*	<i>No subsidiaries included</i>
Business Model, including Primary Activities, Brands, Products, and Services	<i>Mining of gold, copper, and silver</i>
Reporting Period	<i>2022</i>
Highest Ranking Person responsible for this report	<i>ODETTE A. JAVIER, VP/ Asst. Corporate Secretary KNESTOR JOSE Y. GODINO, VP-Human Resource, Training and Administration</i>

Materiality Process



ECONOMIC

Economic Performance

Direct Economic Value Generated and Distributed

Disclosure	Amount	Units
Direct economic value generated (revenue)	1,845,866,556.23	PhP
Direct economic value distributed:		
a. Operating costs	1,803,778,174.31	PhP
b. Employee wages and benefits	495,965,421.02	PhP
c. Payments to suppliers, other operating costs	995,815,831.81	Php
d. Dividends given to stockholders and interest payments to loan providers	9,981,565.75	PhP
e. Taxes given to government	140,962,477.28	PhP
f. Investments to community (e.g. donations, CSR)	28,526,399.27	PhP

What is the impact and where does it occur? What is the organization's involvement in the impact?	Which stakeholders are affected?	Management Approach
<i>Impact on cash flow, relationships with employees, suppliers and other stakeholders.</i>	<i>Employees, shareholders, suppliers, service providers, community, government</i>	<i>Continuous exploration efforts to support long-term mine life plan; Annual business planning and budgeting to sustain business operations and ensure ROI;</i>
What are the Risk/s Identified?	Which stakeholders are affected?	Management Approach
<i>Tight cash flow</i>	<i>employees, shareholders, suppliers, service providers, community, government</i>	<i>Cost Management program; Evaluation of the effectiveness of the business plan/mining plan; Company-wide Resources Management</i>
What are the Opportunity/ies Identified?	Which stakeholders are affected?	Management Approach
<i>Opportunities to streamline operations and rationalize expenses.</i>	<i>Employees, community and stakeholders</i>	Monitoring

Climate-related risks and opportunities¹⁵

Governance	Strategy	Risk Management	Metrics and Targets
<p><i>Disclose the organization's governance around climate-related risks and opportunities</i></p>	<p><i>Disclose the actual and potential impacts¹⁶ of climate-related risks and opportunities on the organization's businesses, strategy, and financial planning where such information is material.</i></p>	<p><i>Disclose how the organization identifies, assesses, and manages climate-related risks</i></p>	<p><i>Disclose the metrics and targets used to assess and manage relevant climate-related risks and opportunities where such information is material.</i></p>
<p><i>Under the oversight of our Board of Directors and leadership of our senior management, the Company is committed to fostering an effective and efficient risk and control environment. Matters related to climate change are an essential component of our sustainability strategy.</i></p> <p><i>The senior management and functional unit heads are tasked to oversee a range of environmental, social and compliance obligation matters. It includes managing the environmental impacts of the operations, resource management and the resilience to potential business disruptions, including extreme weather or other events that could be caused or exacerbated by climate change.</i></p>	<p><i>Penalties will be incurred for non-compliance with government standards. Strategies include-</i></p> <p><i>Monthly monitoring of organizational and departmental environmental objectives and plans.</i></p> <p><i>Quarterly company-wide evaluation of compliance</i></p> <p><i>Annual Environmental Management Review</i></p> <p><i>Maintenance of ISO 14001 certification which requires yearly follow-up audit by a third-party certification body.</i></p> <p><i>Massive information education and communication (IEC) programs for all interested parties.</i></p> <p><i>Continuous implementation of environment-related programs such as -</i></p>	<p><i>Yearly review and assessment of risks and opportunities including evaluation of effectiveness of the implementation and results.</i></p> <p><i>SWOT analysis and Environmental Aspects and Impacts (EAI) Assessment are used as tools.</i></p> <p><i>Identified risks and significant impacts form part of the departmental plans and control mechanisms must be identified and implemented.</i></p> <p><i>The company established an Engineered Sanitary Landfill (ESL) at the camp site. Segregation of solid wastes is implemented within camp site. Only residual wastes go to the</i></p>	<p><i>Ensure full compliance with all applicable laws, industry standards and other legal requirements.</i></p> <p><i>Metrics :</i></p> <p><i>Compliance Rate (actual/total)</i></p> <p><i>2. Implementation of environmental awareness program among employees, contractors, suppliers and community members</i></p> <p><i>Metrics : Program implementation Rate (actual/planned programs)</i></p> <p><i>3. Foster sustainable use of resources, effective waste management and pollution control :</i></p>

	<p><i>Company-wide Energy Conservation Program; Reforestation/Tree-Planting Program; Solid Waste Management and wastes Segregation Program; Reuse-Reduce-Recycle Projects; Reforestation and tree planting are being done at the decommissioned and open areas within camp.</i></p>	<p><i>Engineered Sanitary Landfill and recyclable/reusable wastes are collected at clustered Materials Recovery Facility.</i></p> <p><i>A 3rd party service provider is contracted for the hauling, disposal and treatment of generated hazardous wastes.</i></p>	
--	---	---	--

PROCUREMENT PRACTICES

Proportion of spending on local suppliers

Disclosure	Quantity	Units
Percentage of procurement budget used for significant locations of operations that is spent on local suppliers		80-85%

What is the impact and where does it occur? What is the organization's involvement in the impact?	Which stakeholders are affected?	Management Approach
<i>Business output and job generation</i>	<i>Over 200 suppliers</i>	<i>We have a Suppliers' Handbook which serves as the framework of our relationship with the suppliers</i>
What are the Risk/s Identified?	Which stakeholders are affected?	Management Approach
<i>Operational downtime</i>	<i>Employees and suppliers</i>	<i>Regular monitoring of targets and communication with stakeholders</i>
What are the Opportunity/ies Identified?	Which stakeholders are affected?	Management Approach
<i>Improve competency and operational efficiency</i>	<i>Employees and suppliers</i>	<i>Suppliers handbook</i>
<i>Promote awareness and adherence to Lepanto's Environmental Policy</i>		

Anti-corruption Training on Anti-corruption Policies and Procedures

Disclosure	Quantity	Units
Percentage of employees to whom the organization's anti-corruption policies and procedures have been communicated to	1,200	65%
Percentage of business partners to whom the organization's anti-corruption policies and procedures have been communicated to	All suppliers and service providers	100 %
Percentage of directors and management that have received anti-corruption training	9	100%
Percentage of employees that have received anti-corruption training	1200	65%

What is the impact and where does it occur? What is the organization's involvement in the impact?	Which stakeholders are affected?	Management Approach
<i>Impact on cost of production or cost of doing business and the morale of employees; occurs in the supply chain.</i>	<i>Shareholders, employees, suppliers</i>	<i>Whistleblower policy Conflict of Interest Policy Related Party Transactions Policy Code of Conduct and Business Ethics Suppliers Handbook</i>
What are the Risk/s Identified?	Which stakeholders are affected?	Management Approach
<i>Dishonesty in the procurement process affects cost of production, profitability, and morale of the employees.</i>	<i>Shareholders, employees, suppliers, government</i>	<i>Whistleblower policy Conflict of Interest Policy Related Party Transactions Policy Code of Conduct and Business Ethics Suppliers Handbook</i>
What are the Opportunity/ies Identified?	Which stakeholders are affected?	Management Approach
<i>Measures to prevent corruption help bring down cost of doing business and improve quality of materials</i>	<i>Shareholders, employees, suppliers</i>	<i>Code of Conduct and Business Ethics Suppliers Handbook</i>

Incidents of Corruption

Disclosure	Quantity	Units
Number of incidents in which directors were removed or disciplined for corruption	zero	zero
Number of incidents in which employees were dismissed or disciplined for corruption	zero	zero
Number of incidents when contracts with business partners were terminated due to incidents of corruption	zero	zero

What is the impact and where does it occur? What is the organization's involvement in the impact?	Which stakeholders are affected?	Management Approach
<i>Morale of employees</i>	<i>Employees and suppliers</i>	<i>We have policies in place, as enumerated above.</i>

ENVIRONMENT

Resource Management

Energy consumption within the organization:

Disclosure	Quantity	Units
Energy consumption (renewable sources)	0	GJ
Energy consumption (gasoline)	77.42	GJ
Energy consumption (LPG)	0	GJ
Energy consumption (diesel)	11,508.07	GJ
Energy consumption (electricity)	38,492,921	kWh

Reduction of energy consumption

Disclosure	Quantity	Units
Energy usage (gasoline)	2.18	GJ
Energy usage (LPG)	0	GJ
Energy usage (diesel)	371.92	GJ
Energy usage (electricity)	Increase: 437,110	kWh

What is the impact and where does it occur? What is the organization's involvement in the impact?	Which stakeholders are affected?	Management Approach

<i>Impact is on mining operations. Consumption of these items directly impact the Company's cost.</i>	<i>Stockholders, employees, suppliers and community</i>	<i>Lepanto pursued the ISO:14001: Environmental Management System Certification and is now ISO: 14001 Certified and continuously being monitored by the Environmental Regulatory bodies for its compliance.</i>
What are the Risk/s Identified?	Which stakeholders are affected?	Management Approach
<i>Following are the identified risks associated with using electricity, Diesoline and Gasoline; Resource Depletion Electric generation may cause air pollution and water contamination High cost</i>	<i>The company, employees, suppliers and community</i>	<i>Implementation of applicable Energy Conservation Programs; Close monitoring of resources consumption</i>
What are the Opportunity/ies Identified?	Which stakeholders are affected?	Management Approach
<i>Use of alternative sources of energy Innovations in use of energy</i>	<i>Employees and community</i>	<i>Promote acquisition of energy-efficient equipment (motors) Support Trainings and Seminars re: Energy Efficiency Technology Incorporation of energy efficiency in the plans/designs of retrofit activities.</i>

Water consumption within the organization

Disclosure	Quantity	Units
Water withdrawal	2,996,868	Cubic Meters
Water consumption	1,281,861	Cubic Meters
Water recycled and reused	731,715	Cubic Meters

What is the impact and where does it occur? What is the organization's involvement in the impact?	Which stakeholders are affected?	Management Approach
--	---	----------------------------

<i>Impact is on mining operations and cost</i>	<i>employees and community</i>	<i>Lepanto pursued the ISO:14001: Environmental Management System Certification and is now ISO: 14001 Certified and continuously being monitored by the Environmental Regulatory bodies for its compliance</i>
What are the Risk/s Identified?	Which stakeholders are affected?	Management Approach
<i>Water pollution</i> <i>Resource depletion</i> <i>High cost of treating water</i>	<i>The company, , stockholders, employees and community.</i>	<i>Strict adherence to water permit conditions and standards</i> <i>Adoption of environment friendly technologies for efficient water use and treatment/recycling of used water</i>
What are the Opportunity/ies Identified?	Which stakeholders are affected?	Management Approach
<i>a. Re-use of processed water at the UG sandfilling and Mill crushing/Grinding Plant.</i> <i>b. Maximize use of water supply thru gravity flow during rainy season, this initiative reduces water pumping, thus, reducing operational cost on electricity</i> <i>c. Improvement of existing water catchment structures (water is impounded during rainy season to be used during dry season.)</i> <i>Recycling of processed water could reduce the plant's consumption of fresh water.</i>	<i>Mine and Mill Operations</i> <i>Mine/Mill Operations</i> <i>Employees, community, and stockholders</i>	<i>Cost management, Monitoring, water conservation program</i>

Materials used by the organization

Disclosure	Quantity	Units
Materials used by weight or volume		
Renewable: Lumber Paper Non-renewable Explosives Lime Sodium Metabisulfite	417,838 1,068 355,923 5,328,568 857,575	Board feet Ream Kg Kg Kg
Percentage of recycled input materials used to manufacture the organization's primary products and services	<i>The determination of exact figure is not possible because these are integral part of the over-all process.</i>	%
What is the impact and where does it occur? What is the organization's involvement in the impact?	Which stakeholders are affected?	Management Approach
<i>Mining operations and cost</i>	<i>stockholders, employees, suppliers, community</i>	<i>Lepanto recycles and repurposes materials whenever possible.</i>
What are the Risk/s Identified?	Which stakeholders are affected?	Management Approach
<i>Resource depletion and cost</i>	<i>Suppliers, stockholders, employees, suppliers, community</i>	<i>Monitoring and evaluation of material usage against set parameters (e.g. tons broken or meters advanced for the mine, and tons milled for the mill) are done on a monthly basis.</i>
What are the Opportunity/ies Identified?	Which stakeholders are affected?	Management Approach

<i>Use of new technology to reduce usage</i>	<i>stockholders, employees, suppliers, community</i>	<i>Research and development for continuous improvement cost management</i>
--	--	--

Ecosystems and biodiversity (whether in upland/watershed or coastal/marine)

Disclosure	Quantity	Units
Operational sites owned, leased, managed in, or adjacent to, protected areas and areas of high biodiversity value outside protected areas	4,171.21	Has.
Habitats protected or restored	4,171.21	Has.
IUCN ¹⁷ Red List species and national conservation list species with habitats in areas affected by operations	No identified species included in the Red Book List	

¹⁷ International Union for Conservation of Nature

What is the impact and where does it occur? What is the organization's involvement in the impact?	Which stakeholders are affected?	Management Approach
<i>There are no declared protected areas within the camp area.</i>	<i>NA</i>	<i>NA</i>

Environmental impact management

Air Emissions

GHG

Disclosure	Quantity	Units
Direct (Scope 1) GHG Emissions	<i>Diesel:</i> 3,260.49 <i>Gasoline:</i> 2.8	Tonnes CO ₂ e
Energy indirect (Scope 2) GHG Emissions	<i>No data available</i>	Tonnes CO ₂ e
Emissions of ozone-depleting substances (ODS)	<i>There are no substantial emission sources of ozone depleting substances.</i>	N/A
What is the impact and where does it occur? What is the organization's involvement in the impact?	Which stakeholders are affected?	Management Approach
<i>Mining operations and cost</i>	<i>stockholders,</i>	<i>Pollution Control Program</i>

	employees, suppliers, community	
What are the Risk/s Identified?	Which stakeholders are affected?	Management Approach
<i>Air pollution Complaints from community</i>	<i>stockholders, employees, suppliers, community.</i>	<i>Lepanto initiated a program to monitor and regularly report direct greenhouse gas emissions of its mining operation. Greening of the area through reforestation help neutralize effect of gas emissions. Information, Education and Communication program</i>
What are the Opportunity/ies Identified?	Which stakeholders are affected?	Management Approach
<i>Optimized the design of the plants and selection of efficient equipment and fixtures.</i>	<i>stockholders, employees, suppliers, community.</i>	<i>Pollution Control Program Preventive Maintenance Program</i>

Air pollutants

Disclosure	Quantity	Units
NO _x SWA-8 No. 1 SWA-8 No. 3 SW-VEE 12 No. 1 SW-VEE 12 No. 2	within allowable limits	mg/Nm ³
Sox SWA-8 No. 1 SWA-8 No. 3 SW-VEE 12 No. 1 SW-VEE 12 No. 2	<i>within allowable limits</i>	mg/Nm ³
Persistent organic pollutants (POPs)	<i>Not required to monitor as per issued permit.</i>	mg/Nm ³
Volatile organic compounds (VOCs)		kg
Hazardous air pollutants (HAPs)		kg
Particulate matter (PM) SWA-8 No. 1 SWA-8 No. 3 SW-VEE 12 No. 1	<i>within allowable limits</i>	Mg/Nm ³

SW-VEE 12 No. 2		
-----------------	--	--

What is the impact and where does it occur? What is the organization's involvement in the impact?	Which stakeholders are affected?	Management Approach
<i>Mining operations and cost</i>	<i>stockholders, employees, suppliers, community</i>	<i>Pollution Control Program</i>
What are the Risk/s Identified?	Which stakeholders are affected?	Management Approach
<i>Air pollution Complaints from Community</i>	<i>stockholders, employees, suppliers, community</i>	<i>Pollution Control Program.</i>
What are the Opportunity/ies Identified?	Which stakeholders are affected?	Management Approach
<i>Use of new technology</i>	<i>stockholders, employees, suppliers, community</i>	<i>Pollution Control Program</i>

Solid and Hazardous Wastes

Solid Waste

Disclosure	Quantity	Units
Total solid waste generated		kg
Reusable and Recyclable	139,817.5	kg
Composted	No data available	kg
Incinerated	Not practiced	kg
Residuals/Landfilled	83,148	kg
What is the impact and where does it occur? What is the organization's involvement in the impact?	Which stakeholders are affected?	Management Approach
<i>Solid wastes come mostly from households, institutions and business areas within the mining camp.</i>	<i>employees and community</i>	<i>Only residual wastes go to the Engineered Sanitary Landfill and recyclable/reusable wastes are collected at clustered Materials Recovery Facility.</i>
What are the Risk/s Identified?	Which stakeholders are affected?	Management Approach

<i>Complaints from community Contamination and pollution</i>	<i>Employees and community</i>	<i>Segregation at source</i>
What are the Opportunity/ies Identified?	Which stakeholders are affected?	Management Approach
<i>Reduce cost through recycling; use of technology and engineering expertise</i>	<i>Employees and communities</i>	<i>To further reduce sources of wastes, the company implemented a ban on the use of plastic bags, plastic straws, and Styrofoam containers inside the camp. The company is looking to other technologies to further manage solid waste like the introduction of eco-compostable receptacle.</i>

Hazardous Waste

Disclosure	Quantity	Units
Total weight of hazardous waste generated	41,514.25	kg
Total weight of hazardous waste transported	12,218.00	kg

What is the impact and where does it occur? What is the organization's involvement in the impact?	Which stakeholders are affected?	Management Approach
<i>Mining operations and cost</i>	<i>Employees, third-party service providers and community</i>	<i>Each type of waste is recorded and precisely analyzed and described. Proper disposal is ensured through the services of DENR accredited facilities. With the high cost associated with hazardous waste transport, disposal and treatment, the company is looking into waste minimization.</i>
What are the Risk/s Identified?	Which stakeholders are affected?	Management Approach

<i>Contamination and pollution</i>	<i>Employees and community</i>	<i>Proper disposal; With the high cost associated with hazardous waste transport, disposal and treatment, the company is working at waste minimization.</i>
What are the Opportunity/ies Identified?	Which stakeholders are affected?	Management Approach
<i>Research for alternative products and services</i>	<i>Employees, third-party service providers and community</i>	<i>Green Procurement</i>

Effluents

Disclosure	Quantity	Units
Total volume of water discharges	54,051	Cubic meters
Percent of wastewater recycled	50.42	%

What is the impact and where does it occur? What is the organization's involvement in the impact?	Which stakeholders are affected?	Management Approach
<i>Mining operations and cost</i>	<i>Employees, government and community</i>	<i>At Lepanto, wastewater is subjected to multi-stage chemical-physical treatment before release to the receiving water bodies. Regular monitoring, both in-house and through a 3rd party service provider, is performed to ensure that the effluent conforms to national standards.</i>
What are the Risk/s Identified?	Which stakeholders are affected?	Management Approach
<i>water pollution</i>	<i>Employees, government and community</i>	<i>monitoring and compliance with government standards</i>
What are the Opportunity/ies Identified?	Which stakeholders are affected?	Management Approach

<i>Use of technology for cost-efficient water treatment</i>	<i>Shareholders, employees</i>	<i>Research and development activities are undertaken provide new and efficient solutions (in terms of cost and results)</i> <i>R & D activities include process improvement and use of others reagents</i>
---	--------------------------------	--

Environmental compliance

Disclosure	Quantity	Unit
Total amount of monetary fines for non-compliance with environmental laws and/or regulations	<i>No fines paid for the year</i>	NA
No. of non-monetary sanctions for non-compliance with environmental laws and/or regulations	<i>No violations for the year</i>	NA
No. of cases resolved through dispute resolution mechanism	none	NA

What is the impact and where does it occur? What is the organization's involvement in the impact?	Which stakeholders are affected?	Management Approach
<i>mining operations and cost</i>	<i>Management, employees, and third party service providers</i>	<i>ISO 14001-2015-certified EMS</i>
What are the Risk/s Identified?	Which stakeholders are affected?	Management Approach
<i>penalties</i>	<i>Management, shareholders, employees, and third party service providers</i>	<i>Quarterly evaluation of compliance.</i>
What are the Opportunity/ies Identified?	Which stakeholders are affected?	Management Approach
<i>Company-wide adherence to the Environmental Management System and continuous improvement.</i>	<i>Management and employees</i>	<i>Regular monitoring of compliance obligations.</i>

SOCIAL

Employee Management Employee Hiring and Benefits Employee data

Disclosure	Quantity	Units
Total number of employees ¹⁸	1467	persons
a. Number of female employees	108	
b. Number of male employees	1359	
Attrition rate ¹⁹	4.16%	rate
Ratio of lowest paid employee against minimum wage	0.00%	ratio

Employee benefits

List of Benefits	Y/N	% of female employees who availed for the year	% of male employees who availed for the year
SSS	Y	30%	13%
PhilHealth	Y	12.79%	18.98%
Pag-ibig	Y	10.46%	15.43%
Parental leaves	Y	0.04%	1.81%
Vacation leaves	Y	100%	100%
Sick leaves	Y	.03%	1.96%
Medical benefits (aside from PhilHealth))	Y	100%	100%
Housing assistance (aside from Pag-ibig)	Y	98%	98%
Retirement fund (aside from SSS)	Y	.04%	1.7%
Further education support	Y	0.00%	0.00%
Company stock options	N		
Telecommuting	N		
Flexible-working Hours	N		
(Others)			

What is the impact and where does it occur? What is the organization's involvement in the impact?	Management Approach
Attraction, motivation and retention of talents	<ul style="list-style-type: none"> • <i>Compliance with the labor standards</i> • <i>Benchmarking of compensation and benefits within and across industries</i> • <i>Providing health care, medicine allowance and group life insurance</i>

¹⁸ Employees are individuals who are in an employment relationship with the organization, according to national law or its application ([GRI Standards 2016 Glossary](#))

¹⁹ Attrition are = (no. of new hires – no. of turnover)/(average of total no. of employees of previous year and total no. of employees of current year)

What are the Risk/s Identified?	Management Approach
<i>Overly-strict government regulations and permitting requirements on mining operations</i> <i>Few students interested to build a career in mining</i> <i>Few schools offering mining courses</i> <i>Talent flight risk</i>	<i>Full compliance with government regulations</i> <i>Labor-management cooperation approach</i>
What are the Opportunity/ies Identified?	Management Approach
<i>Talent retention</i>	<i>A more extensive communication campaign to better inform the public of responsible mining</i> <i>Competency development</i>

Employee Training and Development

Disclosure	Quantity	Units
Total training hours provided to employees		
a. Female employees	210	1,680 hours
b. Male employees	922	7,376 hours
Average training hours provided to employees		
a. Female employees	2.44	8 hours/employee
b. Male employees	74.69	8 hours/employee

What is the impact and where does it occur? What is the organization's involvement in the impact?	Management Approach
<i>Employee competency and performance to adapt to business needs</i>	<i>Employee competency and development</i>
What are the Risk/s Identified?	Management Approach
<i>Talent Flight Risk</i> <i>Cost</i>	<i>Training and development</i> <i>Talent and Succession Management Strategy</i>
What are the Opportunity/ies Identified?	Management Approach

<i>Present career and development opportunities within the organization Availment of online training courses</i>	<i>Holistic training approach; Use of Technology</i>
--	--

Labor-Management Relations

Disclosure	Quantity	Units
% of employees covered with Collective Bargaining Agreements	82.96	%
Number of consultations conducted with employees concerning employee-related policies	10	#

What is the impact and where does it occur? What is the organization's involvement in the impact?	Management Approach
<i>Employee productivity</i>	<i>CBA administration</i>
<i>Labor-management relationship</i>	<i>Labor-management Cooperation approach</i>
What are the Risk/s Identified?	Management Approach
<i>Deadlock in negotiation</i>	<i>Building of trust</i>
What are the Opportunity/ies Identified?	Management Approach
<i>Human Resource programs</i>	<i>Collaborative approach</i>

Diversity and Equal Opportunity

Disclosure	Quantity	Units
% of female workers in the workforce	6.09	%
% of male workers in the workforce	93.91	%
Number of employees from indigenous communities and/or vulnerable sector*	1,082 (77%)	#

**Vulnerable sector includes, elderly, persons with disabilities, vulnerable women, refugees, migrants, internally displaced persons, people living with HIV and other diseases, solo parents, and the poor or the base of the pyramid (BOP; Class D and E).*

What is the impact and where does it occur? What is the organization's involvement in the impact?	Management Approach
--	----------------------------

<i>Hiring and performance</i>	<i>While the industry by its nature is male-dominated, the females get equal opportunity in employment and in occupying leadership roles. The executive team is composed of 40% female. Prioritization of local community members and indigenous peoples in hiring.</i>
What are the Risk/s Identified?	Management Approach
<i>Culture fit</i>	<i>Integration Program</i>
What are the Opportunity/ies Identified?	Management Approach
<i>Wider labor market</i>	<i>Engagement programs to promote diversity</i>

Workplace Conditions, Labor Standards, and Human Rights
Occupational Health and Safety

Disclosure	Quantity	Units
Safe Man-Hours	LCMC only = 3,958,933 LCMC + Contractors = 4,897,987	Man-hours
No. of work-related injuries	7	#
No. of work-related fatalities	2	#
No. of work related ill-health	0	#
No. of safety drills	17	#
What is the impact and where does it occur? What is the organization's involvement in the impact?	Management Approach	
<i>Employees' welfare</i>	<i>Implementation of safety programs and compliance with health and safety standards</i>	
What are the Risk/s Identified?	Management Approach	
<i>Increase in Lost-time incidents</i>	<i>Safety inspections</i>	
What are the Opportunity/ies Identified?	Management Approach	
<i>Improve productivity through health and safety standards</i>	<i>Recognition of safety performance</i>	

Labor Laws and Human Rights

Disclosure	Quantity	Units
No. of legal actions or employee grievances involving forced or child labor	0	#

Do you have policies that explicitly disallow violations of labor laws and human rights (e.g. harassment, bullying) in the workplace?

Topic	Y/N	If Yes, cite reference in the company policy
Forced labor	Y	<i>Recruitment Policy</i>
Child labor	Y	<i>Recruitment Policy</i>
Human Rights	Y	<i>Code of Conduct</i>
What is the impact and where does it occur? What is the organization's involvement in the impact?		Management Approach
N/A		<i>Pls see above policies; compliance with labor laws</i>

Supply Chain Management

Do you consider the following sustainability topics when accrediting suppliers?

Topic	Y/N	If Yes, cite reference in the supplier policy
Environmental performance	Y	<i>Under Section 1.1.5.4 of the Supplier Accreditation Guideline; LCMC Supplier Handbook – under Supplier Responsibility Section II. Environmental Compliance</i>
Forced labor	Y	
Child labor	Y	
Human rights	Y	
Bribery and corruption	Y	<i>LCMC Supplier Handbook – under Supplier Responsibility Section I. Code of Conduct</i>

What is the impact and where does it occur? What is the organization's involvement in the impact?	Management Approach
<i>Supply chain</i>	<i>Adoption and implementation of the Suppliers Accreditation Guideline.</i>
What are the Risk/s Identified?	Management Approach
<i>Non-cooperation of some suppliers which can delay procurement.</i>	<i>Prepare a timeline schedule for each material to avoid unavailability and not to hamper the company's operations.</i>
What are the Opportunity/ies Identified?	Management Approach
<i>Encourage the suppliers to comply with the Suppliers Accreditation Policy.</i>	Coordination/dialogue with suppliers

Relationship with Community

Significant Impacts on Local Communities

Operations with significant (positive or negative) impacts on local communities (exclude CSR projects; this has to be business operations)	Location	Vulnerable groups (if applicable)*	Does the particular operation have impacts on indigenous people (Y/N)?	Collective or individual rights that have been identified that is of or particular concern for the community	Mitigating measures (if negative) or enhancement measures (if positive)
A. Development of Host & Neighboring Communities					
<i>1. Infrastructure</i>	<i>Host and neighboring communities</i>	<i>Senior Citizens</i>	<i>Y</i>	<i>Constant dialogue Provision of social development projects</i>	<i>Maintain good relationship with the LGUs, communities, contractors & other stakeholders.</i>
<i>2. Education</i>	<i>Host and neighboring communities</i>	<i>children</i>	<i>Y</i>	<i>Provision of financial assistance per semester or per request</i>	<i>Provision of school bus services, library, computers, scholarships (Lepanto Educational Assistance Program)</i>
<i>3. Livelihood</i>	<i>Host Community</i>	<i>Women's group and solo parents</i>	<i>Y</i>	<i>Provision of livelihood projects</i>	<i>Technical assistance to the recipients i.e. project proposals / feasibility study / trainings</i>
<i>4. Health</i>	<i>Host Community</i>	<i>Persons with disability (PWD)</i>	<i>Y</i>	<i>Only one barangay identified this as a priority</i>	<i>Provide health services to indigent families &</i>

					<i>PWDs.</i>
<i>5. Peace and Order</i>	<i>Host Community</i>	<i>N/A</i>	<i>Y</i>	<i>Only one barangay identified this as a priority</i>	<i>Continuous program</i>
B. Information, Education and Communication					
<i>1. Community Immersion</i>	<i>Host and neighboring communities</i>	<i>PWD, Women's group & senior citizens</i>	<i>Y</i>	<i>Communities should feel the presence of Lepanto</i>	<i>Continuous program</i>
<i>2. Community meetings</i>	<i>Host and neighboring communities</i>	<i>Women's group, solo parents, PWD, senior citizens</i>	<i>Y</i>	<i>Communities need to be informed.</i>	<i>Continuous activities</i>
<i>3. SDMP updates & planning</i>	<i>Host and neighboring communities</i>	<i>Women's group, solo parents, PWD, senior citizens</i>	<i>Y</i>	<i>Communities need to be updated and participate in SDMP planning</i>	<i>Continuous program</i>
<i>4. IEC materials</i>	<i>Host and neighboring communities</i>	<i>Women's group, solo parents, PWD, senior citizens, youth, children, migrants</i>	<i>Y</i>	<i>Host & neighboring communities & other stakeholders must be informed of the company's programs & activities</i>	<i>Continues IEC program</i>
C. Development of Mining Technology and Geosciences					
<i>1. Full Scholarship</i>	<i>Host community</i>	<i>N/A</i>	<i>Y</i>	<i>Qualified students from the Host and neighboring communities</i>	<i>Continuous program for deserving students</i>
<i>2. Datashed</i>	<i>Host community</i>	<i>N/A</i>	<i>Y</i>		

3. Trainings, seminars, workshops	Host and neighboring communities	N/A	Y	Employees development and advancement of skills and technologies	Continuous program for LCMC employees, contractors,
-----------------------------------	----------------------------------	-----	---	--	---

Certificates	Quantity	Units
FPIC process	FPIC process is on going	
CP secured		
What are the Risk/s Identified? <i>Delay in obtaining the Free and Prior Informed Consent of the community</i>	Management Approach <i>Focused approach to the FPIC process; Information – Education Campaign transparency and goodwill.</i>	
What are the Opportunity/ies Identified? Opportunity to dialogue with Community	Management Approach <i>Information – Education Campaign</i>	

Customer Management/Customer Satisfaction

Disclosure	Score	Did a third party conduct the customer satisfaction study (Y/N)?
Customer satisfaction		No

What is the impact and where does it occur? What is the organization's involvement in the impact?	Management Approach
<i>Timely shipment Our customers are the buyers of our copper concentrate and gold dore.</i>	<i>Good relationship with buyers</i>
What are the Risk/s Identified?	Management Approach
<i>Weather disturbances affect shipment date.</i>	<i>Good planning Quality control</i>
What are the Opportunity/ies Identified?	Management Approach
<i>Continuous improvement of sampling and assaying of data</i>	<i>Quality Control</i>

Customer privacy

Disclosure	Quantity	Units
No. of substantiated complaints on customer privacy*	0	#
No. of complaints addressed	0	#
No. of customers, users and account holders whose information is used for secondary purposes	0	#

*Substantiated complaints include complaints from customers that went through the organization's formal communication channels and grievance mechanisms as well as complaints that were lodged to and acted upon by government agencies.

What is the impact and where does it occur? What is the organization's involvement in the impact?	Management Approach
<i>Impact is on relationship with the customers.</i>	<i>Incorporation of Data Privacy notices in contracts and forms</i>
What are the Risk/s Identified?	Management Approach
<i>Data breach</i>	<i>Privacy Risk Assessment Compliance Monitoring Physical and Technical security measures Recovery and restoration measures</i>
What are the Opportunity/ies Identified?	Management Approach
<i>Employees become more professional in handling information</i>	<i>Compliance Monitoring Physical and Technical security measures</i>

Data Security

Disclosure	Quantity	Units
No. of data breaches, including leaks, thefts and losses of data	None	#

What is the impact and where does it occur? What is the organization's involvement in the impact?	Management Approach
<i>Impact is on the company's image. It occurs in the operations, supply chain, and transactions with service providers, stockholders, and employees. We process information relating to prospective and current employees, retirees and shareholders.</i>	<i>Data Privacy manual /guidelines; Appropriate orientation at head office, mine site and other units; Incorporation of Data Privacy notices in contracts and forms</i>
What are the Risk/s Identified?	Management Approach
<i>Data Breach</i>	<i>Privacy Risk Assessment Compliance Monitoring Physical and Technical security measures Recovery and restoration measures</i>
What are the Opportunity/ies Identified?	Management Approach
<i>Enhancement of data protection measures Instill discipline and responsible use of information among employees</i>	<i>Follow-up and continuous improvement</i>



LEPANTO CONSOLIDATED MINING CO.

Lepanto Building, 8747 Paseo de Roxas, 1226 City of Makati, Philippines

SECURITIES AND EXCHANGE COMMISSION
Secretariat Building, PICC Complex
Roxas Boulevard, Metro Manila

STATEMENT OF MANAGEMENT'S RESPONSIBILITY FOR FINANCIAL STATEMENTS

The management of **Lepanto Consolidated Mining Company** is responsible for the preparation and fair presentation of the financial statements including the schedules attached therein, for the years ended **December 31, 2022 and 2021**, in accordance with the prescribed financial reporting framework indicated therein, and for such internal control as management determines is necessary to enable the preparation of financial statements that are free from material misstatement, whether due to fraud or error.


In preparing the financial statements, management is responsible for assessing the Company's ability to continue as going concern, disclosing, as applicable matters related to going concern and using the going concern basis of accounting unless management either intends to liquidate the Company or to cease operations, or has no realistic alternative but to do so.

The Board of Directors is responsible for overseeing the Company's financial reporting process.


The Board of Directors reviews and approves the financial statements including the schedules attached therein, and submits the same to the stockholders.

SyCip Gorres Velayo & Co., the independent auditor appointed by the stockholders, has audited financial statements of the Company in accordance with Philippine Standards on Auditing, and in its report to the stockholders, has expressed its opinion on the fairness of presentation upon completion of such audit.


Signature:


FELIPE U. YAP
Chairman of the Board
SSS#06-0091101-0

Signature:


BRYAN U. YAP
President
SSS#33-3067339-5

Signature:

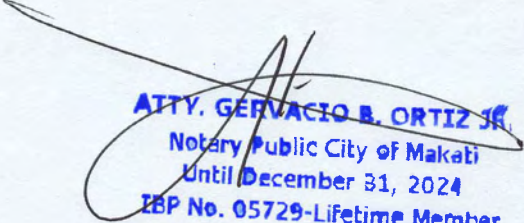

MA. LOURDES B. TUASON
Vice President - Treasurer
SSS#03-2082979-6

Signed this 16th day of May 2023.

Surface Mail: P.O. Box 1460, Makati Central Post Office, 1226, City of Makati, Philippines
Air Mail: P.O. Box 7507, Domestic Airport Post Office, 1300, Domestic Road, Pasay City, Philippines
Telephone No. (0632) 815-9447; Fax No. (0632) 810-5583; E-Mail – info@lepantomining.com

MAKATI CITY **MAY 16 2023**
SUBSCRIBED AND SWORN TO before me this 16 day of May 2023 at Makati City, affiant exhibiting to me their SSS IDs.

Doc. No. 495
Page No. 100
Book No. ~~XXX~~
Series of 2023.


ATTY. GERVACIO B. ORTIZ JR.
Notary Public City of Makati
Until December 31, 2024
IBP No. 05729-Lifetime Member
MCLE Compliance No! VI-0024312
Appointment No. M-39 (2023-2024)
PTR No. 9563522 Jan. 3, 2023
Makati City Roll No. 40091
101 Urban Ave. Campos Rueda Bldg
Brgy. Pio Del Pilar, Makati City

COVER SHEET

for
AUDITED FINANCIAL STATEMENTS

SEC Registration Number

1	0	1							
---	---	---	--	--	--	--	--	--	--

COMPANY NAME

L	E	P	A	N	T	O	C	O	N	S	O	L	I	D	A	T	E	D	M	I	N	I	N	G	C	O	
M	P	A	N	Y	A	N	D	S	U	B	S	I	D	I	A	R	I	E	S								

PRINCIPAL OFFICE (No. / Street / Barangay / City / Town / Province)

2	1	s	t	F	l	o	o	r	,	L	e	p	a	n	t	o	B	u	i	l	d	i	n	g	,		
P	a	s	e	o	d	e	R	o	x	a	s	,	M	a	k	a	t	i	C	i	t	y					

Form Type

A	C	F	S
---	---	---	---

Department requiring the report

C	R	M
---	---	---

Secondary License Type, If Applicable

N	/	A
---	---	---

COMPANY INFORMATION

Company's Email Address inquiry@lepantomining.com	Company's Telephone Number (632) 8815-9447	Mobile Number Not Applicable
No. of Stockholders 27,670	Annual Meeting (Month / Day) 08/15	Fiscal Year (Month / Day) 12/31

CONTACT PERSON INFORMATION

The designated contact person MUST be an Officer of the Corporation

Name of Contact Person Mr. Ramon T. Diokno	Email Address ramon.diokno@lepantomining.com	Telephone Number/s (632) 8815-9447	Mobile Number Not Applicable
--	--	--	--

CONTACT PERSON'S ADDRESS

21st Floor, Lepanto Building, Paseo de Roxas, Makati City
--

NOTE 1: In case of death, resignation or cessation of office of the officer designated as contact person, such incident shall be reported to the Commission within thirty (30) calendar days from the occurrence thereof with information and complete contact details of the new contact person designated.

2: All Boxes must be properly and completely filled-up. Failure to do so shall cause the delay in updating the corporation's records with the Commission and/or non-receipt of Notice of Deficiencies. Further, non-receipt of Notice of Deficiencies shall not excuse the corporation from liability for its deficiencies.



INDEPENDENT AUDITOR'S REPORT

The Board of Directors and Stockholders
Lepanto Consolidated Mining Company
21st Floor, Lepanto Building
Paseo de Roxas, Makati City

Opinion

We have audited the consolidated financial statements of Lepanto Consolidated Mining Company and its Subsidiaries (the Group), which comprise the consolidated statements of financial position as at December 31, 2022 and 2021, and the consolidated statements of comprehensive income, consolidated statements of changes in equity and consolidated statements of cash flows for each of the three years in the period ended December 31, 2022, and notes to the consolidated financial statements, including a summary of significant accounting policies.

In our opinion, the accompanying consolidated financial statements present fairly, in all material respects, the consolidated financial position of the Group as at December 31, 2022 and 2021, and its consolidated financial performance and its consolidated cash flows for each of the three years in the period ended December 31, 2022, in accordance with Philippine Financial Reporting Standards (PFRSs).

Basis for Opinion

We conducted our audits in accordance with Philippine Standards on Auditing (PSAs). Our responsibilities under those standards are further described in the *Auditor's Responsibilities for the Audit of the Consolidated Financial Statements* section of our report. We are independent of the Group in accordance with the Code of Ethics for Professional Accountants in the Philippines (Code of Ethics) together with the ethical requirements that are relevant to our audit of the consolidated financial statements in the Philippines, and we have fulfilled our other ethical responsibilities in accordance with these requirements and the Code of Ethics. We believe that the audit evidence we have obtained is sufficient and appropriate to provide a basis for our opinion.

Key Audit Matters

Key audit matters are those matters that, in our professional judgment, were of most significance in our audit of the consolidated financial statements of the current period. These matters were addressed in the context of our audit of the consolidated financial statements as a whole, and in forming our opinion thereon, and we do not provide a separate opinion on these matters. For each matter below, our description of how our audit addressed the matter is provided in that context.

We have fulfilled the responsibilities described in the *Auditor's Responsibilities for the Audit of the Consolidated Financial Statements* section of our report, including in relation to these matters. Accordingly, our audit included the performance of procedures designed to respond to our assessment of the risks of material misstatement of the consolidated financial statements. The results of our audit procedures, including the procedures performed to address the matters below, provide the basis for our audit opinion on the accompanying consolidated financial statements.



Going Concern Assessment

The Group incurred net losses of ₱494.8 million, ₱514.6 million and ₱751.0 million in 2022, 2021 and 2020, respectively, resulting in deficit of ₱6,945.7 million and ₱6,446.4 million as of December 31, 2022 and 2021, respectively. As of December 31, 2022 and 2021, the Group's current liabilities exceeded its current assets by ₱1,601.7 million and ₱1,356.9 million, respectively. Additionally, the MPSA No. 001-90-CAR is currently under renewal with remaining certain requirements needed to be complied with.

The consolidated financial statements have been prepared on a going concern basis. The positive outlook for future operating results and cash inflows, availability of sufficient funding and management's assessment of whether the Group will be able to continue meeting its currently maturing obligations are largely based on the expectations of, and the estimates made by management. The expectations and estimates can be influenced by subjective elements in its estimated future cash flows, specifically the forecasted metal production level, commodity prices, foreign exchange rate, operating costs and expenses, the feasibility of the Group's financing activities and the continued validity of its mining rights/tenements. As the going concern assessment is a significant aspect of our audit, we have identified this as a key audit matter.

The Group's disclosures on the going concern assessment are included in Note 1 to the consolidated financial statements.

Audit Response

We obtained an understanding of management's going concern assessment, taking into consideration the Group's current business plans. We evaluated the key assumptions used, such as the forecasted production, market data, operating costs and strategic operational changes, that were used by management in the Group's cash flows forecast for the next twelve months from reporting period. We evaluated these key assumptions by reference to historical information, actual results of operations for the first quarter of 2023, information up to report date, and relevant market data and by taking into consideration the actions undertaken and the planned strategies by management in relation to the Group's operating activities. We obtained and inspected copies of the supporting documents, such as minutes of meetings of board of directors and stockholders, filing documents with regulators, letters and correspondence with external parties, on management's actions to raise capital through stock rights offering and deferral of payments on current liabilities. We inspected regulatory documents related to the Group's mining permits, including the details and status of their renewal. We evaluated the events that transpired up to date of our report which may have an impact on the Group's operating and financing activities. We also assessed the adequacy of the related disclosures in the notes to the consolidated financial statements.

Recoverability of Property, Plant and Equipment

The Group has property, plant and equipment amounting to ₱6.3 billion, which includes mine and mining properties of ₱5.0 billion as at December 31, 2022, comprising about 40% of the Group's consolidated total assets. The Group has been incurring net losses which is an impairment indicator requiring an assessment of the recoverable amount of property, plant and equipment. We considered this as a key audit matter because of the materiality of the amount involved, and the impairment assessment requires significant judgment and involves estimation and assumptions about future production levels and costs, as well as external inputs such as commodity prices, discount rate, and foreign currency exchange rate.



Hence, such assessment is a key audit matter in our audit. The Group's disclosures in relation to property, plant and equipment are included in Note 9 to the consolidated financial statements.

Audit Response

We involved our internal specialists in evaluating the methodology and the assumptions used in determining the value-in-use, such as future production levels and costs, as well as external inputs such as commodity prices, discount rate and foreign currency exchange rate. For the external inputs, we compared the key assumptions used against external data such as analysts' reports and industry benchmarks. We tested the parameters used in the determination of the discount rate against market data. For the internal inputs, we compared the ore reserves assumptions used in the cash flow projection to the ore reserves assessed by the various experts employed by the Group to produce the estimates of proven and probable reserves as at December 31, 2022. We also assessed the objectivity, competence and capabilities of those various experts, and obtained an understanding of the scope of their work. We compared the operating expense forecasts to the historical operating expenses and the production and sales forecasts against historical data and mine plans. We compared the capital expenditure projections to existing capital development work plans necessary to extract the mineable ore reserves. We also reviewed the Group's disclosures about those assumptions to which the outcome of the impairment test is most sensitive; specifically, those that have the most significant effect on the determination of the recoverable amount of property, plant and equipment.

Recoverability of Mine Exploration Costs

As at December 31, 2022, the carrying value of the Group's mine exploration costs amounted to ₪7.0 billion, which mainly pertain to the expenditures incurred by the Group for the Far Southeast Project. Under PFRS 6, *Exploration for and Evaluation of Mineral Resources*, these mine exploration costs shall be assessed for impairment when facts and circumstances suggest that the carrying amount exceeds the recoverable amount. The ability of the Group to recover its mine exploration costs would depend on the discovery of commercially viable quantities of mineral resources and of extracting the resulting ore reserves. We considered this as a key audit matter because of the materiality of the amount involved, and the significant management judgment required in assessing whether there is any indication of impairment. The Group's disclosures about mine exploration costs are included in Note 12 to the consolidated financial statements.

Audit Response

We obtained the schedule of exploration expenses by project, performed an understanding of the stage of the related project and the type of expenses incurred. We obtained management's assessment on whether there is any indication that mine exploration costs may be impaired. We reviewed contracts and agreements, and budget for exploration and development costs. We inspected all the licenses/permits of each of the exploration projects to determine that the period for which the Group has the right to explore in the specific area has not expired, will not expire in the near future, and will be renewed or have been applied for renewal accordingly, and compared these licenses and permits with the disclosures of regulatory agencies. We also inquired about the existing mining areas that are expected to be abandoned or any exploration activities that are planned to be discontinued in those areas.



Other Information

Management is responsible for the other information. The other information comprises the information included in the SEC Form 20-IS (Definitive Information Statement), SEC Form 17-A and Annual Report for the year ended December 31, 2022 but does not include the consolidated financial statements and our auditor's report thereon. The SEC Form 20-IS (Definitive Information Statement), SEC Form 17-A and Annual Report for the year ended December 31, 2022 are expected to be made available to us after the date of this auditor's report.

Our opinion on the consolidated financial statements does not cover the other information and we will not express any form of assurance conclusion thereon.

In connection with our audits of the consolidated financial statements, our responsibility is to read the other information identified above when it becomes available and, in doing so, consider whether the other information is materially inconsistent with the consolidated financial statements or our knowledge obtained in the audits, or otherwise appears to be materially misstated.

Responsibilities of Management and Those Charged with Governance for the Consolidated Financial Statements

Management is responsible for the preparation and fair presentation of the consolidated financial statements in accordance with PFRSs, and for such internal control as management determines is necessary to enable the preparation of consolidated financial statements that are free from material misstatement, whether due to fraud or error.

In preparing the consolidated financial statements, management is responsible for assessing the Group's ability to continue as a going concern, disclosing, as applicable, matters related to going concern and using the going concern basis of accounting unless management either intends to liquidate the Group or to cease operations, or has no realistic alternative but to do so.

Those charged with governance are responsible for overseeing the Group's financial reporting process.

Auditor's Responsibilities for the Audit of the Consolidated Financial Statements

Our objectives are to obtain reasonable assurance about whether the consolidated financial statements as a whole are free from material misstatement, whether due to fraud or error, and to issue an auditor's report that includes our opinion. Reasonable assurance is a high level of assurance, but is not a guarantee that an audit conducted in accordance with PSAs will always detect a material misstatement when it exists. Misstatements can arise from fraud or error and are considered material if, individually or in the aggregate, they could reasonably be expected to influence the economic decisions of users taken on the basis of these consolidated financial statements.



As part of an audit in accordance with PSAs, we exercise professional judgment and maintain professional skepticism throughout the audit. We also:

- Identify and assess the risks of material misstatement of the consolidated financial statements, whether due to fraud or error, design and perform audit procedures responsive to those risks, and obtain audit evidence that is sufficient and appropriate to provide a basis for our opinion. The risk of not detecting a material misstatement resulting from fraud is higher than for one resulting from error, as fraud may involve collusion, forgery, intentional omissions, misrepresentations, or the override of internal control.
- Obtain an understanding of internal control relevant to the audit in order to design audit procedures that are appropriate in the circumstances, but not for the purpose of expressing an opinion on the effectiveness of the Group's internal control.
- Evaluate the appropriateness of accounting policies used and the reasonableness of accounting estimates and related disclosures made by management.
- Conclude on the appropriateness of management's use of the going concern basis of accounting and, based on the audit evidence obtained, whether a material uncertainty exists related to events or conditions that may cast significant doubt on the Group's ability to continue as a going concern. If we conclude that a material uncertainty exists, we are required to draw attention in our auditor's report to the related disclosures in the consolidated financial statements or, if such disclosures are inadequate, to modify our opinion. Our conclusions are based on the audit evidence obtained up to the date of our auditor's report. However, future events or conditions may cause the Group to cease to continue as a going concern.
- Evaluate the overall presentation, structure and content of the consolidated financial statements, including the disclosures, and whether the consolidated financial statements represent the underlying transactions and events in a manner that achieves fair presentation.
- Obtain sufficient appropriate audit evidence regarding the financial information of the entities or business activities within the Group to express an opinion on the consolidated financial statements. We are responsible for the direction, supervision and performance of the audit. We remain solely responsible for our audit opinion.

We communicate with those charged with governance regarding, among other matters, the planned scope and timing of the audit and significant audit findings, including any significant deficiencies in internal control that we identify during our audit.

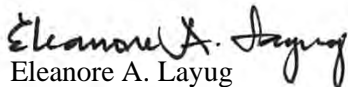
We also provide those charged with governance with a statement that we have complied with relevant ethical requirements regarding independence, and to communicate with them all relationships and other matters that may reasonably be thought to bear on our independence, and where applicable, related safeguards.



From the matters communicated with those charged with governance, we determine those matters that were of most significance in the audit of the consolidated financial statements of the current period and are therefore the key audit matters. We describe these matters in our auditor's report unless law or regulation precludes public disclosure about the matter or when, in extremely rare circumstances, we determine that a matter should not be communicated in our report because the adverse consequences of doing so would reasonably be expected to outweigh the public interest benefits of such communication.

The engagement partner on the audit resulting in this independent auditor's report is Eleanore A. Layug.

SYCIP GORRES VELAYO & CO.



Eleanore A. Layug

Partner

CPA Certificate No. 0100794

Tax Identification No. 163-069-453

BOA/PRC Reg. No. 0001, August 25, 2021, valid until April 15, 2024

SEC Partner Accreditation No. 100794-SEC (Group A)

Valid to cover audit of 2021 to 2025 financial statements of SEC covered institutions

SEC Firm Accreditation No. 0001-SEC (Group A)

Valid to cover audit of 2021 to 2025 financial statements of SEC covered institutions

BIR Accreditation No. 08-001998-097-2020, November 27, 2020, valid until November 26, 2023

PTR No. 9564637, January 3, 2023, Makati City

May 15, 2023



LEPANTO CONSOLIDATED MINING COMPANY AND SUBSIDIARIES
CONSOLIDATED STATEMENTS OF FINANCIAL POSITION
(Amounts in Thousands)

	December 31	
	2022	2021
ASSETS		
Current Assets		
Cash (Note 4)	P53,590	P35,654
Receivables (Note 5)	78,749	88,306
Inventories (Note 6)	587,494	593,500
Advances to suppliers and contractors (Note 7)	56,384	295,123
Other current assets (Note 8)	477,341	533,738
Total Current Assets	1,253,558	1,546,321
Noncurrent Assets		
Property, plant and equipment - net (Note 9)	6,293,417	6,379,039
Mine exploration costs (Note 12)	6,969,680	6,908,369
Financial assets designated at fair value through other comprehensive income (FVOCI; Note 10)	46,646	35,446
Investments in and advances to associates (Note 11)	452,373	469,571
Deferred tax assets - net (Note 18)	180,190	246,280
Other noncurrent assets	514,048	529,458
Total Noncurrent Assets	14,456,354	14,568,163
TOTAL ASSETS	P15,709,912	P16,114,484
LIABILITIES AND EQUITY		
Current Liabilities		
Trade and other payables (Note 13)	P2,801,778	P2,771,525
Current portion of long-term borrowings (Note 14)	41,657	125,608
Current portion of lease liabilities (Note 30g)	8,109	6,064
Income tax payable	3,690	4
Total Current Liabilities	2,855,234	2,903,201
Noncurrent Liabilities		
Advances from Far Southeast Services Limited (FSE; Note 30a)	6,242,881	6,194,069
Long-term borrowings (Note 14)	198,505	51,033
Lease liabilities - net of current portion (Note 30g)	1,940	7,286
Liability for mine rehabilitation cost (Note 16)	11,490	14,476
Retirement benefits liability (Note 17)	1,042,173	1,314,226
Deferred tax liabilities - net (Note 18)	178,742	171,005
Deposit for future subscriptions	69,200	69,200
Total Noncurrent Liabilities	7,744,931	7,821,295
Total Liabilities	10,600,165	10,724,496
Equity Attributable to the Equity Holders of the Parent Company		
Capital (Note 19)	6,635,685	6,635,685
Additional paid-in capital (APIC)	5,077,033	5,077,033
Remeasurement gain (loss) on retirement benefits liability	147,506	(56,025)
Fair value reserve of financial assets designated at FVOCI (Note 10)	(59,342)	(67,882)
Deficit	(6,945,693)	(6,446,394)
	4,855,189	5,142,417
Non-controlling interests (NCI; Note 20)	254,558	247,571
Total Equity	5,109,747	5,389,988
TOTAL LIABILITIES AND EQUITY	P15,709,912	P16,114,484

See accompanying Notes to Consolidated Financial Statements.



LEPANTO CONSOLIDATED MINING COMPANY AND SUBSIDIARIES
CONSOLIDATED STATEMENTS OF COMPREHENSIVE INCOME
(Amounts in Thousands, Except for Loss per Share)

	Years Ended December 31		
	2022	2021	2020
REVENUES (Note 29)	₱1,858,286	₱1,585,025	₱1,472,978
COST OF SALES (Note 22)	(2,033,004)	(1,849,517)	(1,907,586)
COST OF SERVICES (Note 23)	(75,704)	(58,790)	(32,935)
OPERATING EXPENSES (Note 24)	(202,504)	(183,055)	(225,492)
FINANCE COSTS (Note 27)	(72,469)	(62,193)	(66,892)
SHARE IN NET LOSSES OF ASSOCIATES (Note 11)	(2,759)	54	(1,875)
FOREIGN EXCHANGE GAINS (LOSSES) - net	(6,991)	(111)	834
OTHER INCOME - net (Note 28)	48,157	72,042	13,317
LOSS BEFORE INCOME TAX	(486,988)	(496,545)	(747,651)
PROVISION FOR INCOME TAX (Note 18)			
Current	5,536	112	1,261
Deferred	2,283	17,895	2,064
	7,819	18,007	3,325
NET LOSS	(494,807)	(514,552)	(750,976)
OTHER COMPREHENSIVE INCOME (LOSS), NET OF TAX			
<i>Items that will not be reclassified to profit or loss in subsequent periods:</i>			
Changes in fair values of financial assets designated at FVOCI (Note 10)	8,540	(32,492)	(93,993)
Remeasurement gain (loss) on retirement benefits liability - net of tax (Note 17)	206,026	150,899	(204,243)
	214,566	118,407	(298,236)
TOTAL COMPREHENSIVE LOSS	(₱280,241)	(₱396,145)	(₱1,049,212)
Net income (loss) attributable to:			
Equity holders of the Parent Company	(₱499,299)	(₱522,285)	(₱750,943)
NCI (Note 20)	4,492	7,733	(33)
	(₱494,807)	(514,552)	(750,976)
Total comprehensive income (loss) attributable to:			
Equity holders of the Parent Company	(₱287,228)	(₱403,878)	(₱1,047,131)
NCI (Note 20)	6,987	7,733	(2,081)
	(280,241)	(396,145)	(₱1,049,212)
BASIC/DILUTED LOSS PER SHARE (Note 21)	(₱0.0075)	(₱0.0079)	(₱0.0113)

See accompanying Notes to Consolidated Financial Statements.



LEPANTO CONSOLIDATED MINING COMPANY AND SUBSIDIARIES
CONSOLIDATED STATEMENTS OF CASH FLOWS
(Amounts in Thousands)

	Years Ended December 31		
	2022	2021	2020
CASH FLOWS FROM OPERATING ACTIVITIES			
Loss before income tax	(P486,988)	(P496,545)	(P747,651)
Adjustments for:			
Depletion, depreciation and amortization (Notes 22, 23 and 24)	477,881	451,953	460,416
Finance costs (Note 27)	72,469	62,193	66,892
Movement in retirement benefits liability	(63,433)	(66,595)	(1,577)
Gain on disposal of property, plant and equipment (Note 28)	(33,127)	(749)	(7,317)
Unrealized foreign exchange losses (gains) - net	4,152	2,021	156
Loss on dilution of investment in associate (Note 28)	8,458	-	-
Gain on change in estimate (Note 9 and 16)	(3,704)	(57,243)	-
Share in net losses (income) of associates (Note 11)	2,759	(54)	1,875
Gain on disposal of investment in associates (Note 28)	(87)	(5,906)	-
Interest income (Note 28)	(38)	(56)	(102)
Provision for impairment of investment in associates (Note 28)	-	-	7,359
Operating income (loss) before working capital changes	(21,658)	(110,981)	(219,949)
Decrease (increase) in:			
Receivables	9,557	(8,868)	10,367
Inventories	6,006	(42,535)	(26,488)
Advances to suppliers and contractors	76,707	3,536	(72,790)
Other current assets	(14,817)	(58,886)	58,873
Increase in trade and other payables	227,403	470,538	517,288
Cash generated from operations	283,198	252,804	267,301
Interest received	38	56	102
Income taxes paid	(237)	(115)	(1,902)
Net cash flows from operating activities	282,999	252,745	265,501
CASH FLOWS FROM INVESTING ACTIVITIES			
Additions to:			
Property, plant and equipment	(429,493)	(277,018)	(267,015)
Mine exploration costs	(44,527)	(61,246)	(61,634)
Proceeds from disposal of property, plant and equipment	61,308	8,209	9,087
Proceeds from disposal of investment in associate	9,910	91,304	-
Decrease (increase) in other noncurrent assets	124,242	(40,301)	1,839
Extension of advances to an associate	(813)	(8,383)	(7,694)
Net cash flows used in investing activities	(279,373)	(287,435)	(325,417)
CASH FLOWS FROM FINANCING ACTIVITIES			
Advances from FSE (Note 30a)	48,812	62,297	57,115
Availment of loans	-	-	1,042
Payments of:			
Borrowings (Note 26)	(21,586)	(12,867)	(14,436)
Interest	(5,724)	(2,446)	(2,666)
Principal portion of lease liability (Note 30g)	(7,796)	(9,167)	(9,418)
Net cash flows from financing activities	13,706	37,817	31,637
NET INCREASE (DECREASE) IN CASH	17,332	3,127	(28,279)
CASH AT BEGINNING OF YEAR	35,654	31,446	62,623
EFFECT OF EXCHANGE RATE CHANGES ON CASH	604	1,081	(2,898)
CASH AT END OF YEAR (Note 4)	P53,590	P35,654	P31,446

See accompanying Notes to Consolidated Financial Statements.



LEPANTO CONSOLIDATED MINING COMPANY AND SUBSIDIARIES

CONSOLIDATED STATEMENTS OF CHANGES IN EQUITY

FOR THE YEARS ENDED DECEMBER 31, 2022, 2021 AND 2020

(Amounts in Thousands)

	Attributable to Equity Holders of the Parent Company									
	Capital Stock (Note 19)			APIC	Remeasurement Gain (Loss) on Retirement Benefits Liability (Note 17)	Fair Value Reserves of Financial Asset Designated at FVOCI (Note 10)	Deficit	Sub-total	NCI (Note 20)	Total
	Issued	Subscribed	Sub-total							
Balances at January 1, 2022	₱5,136,596	₱1,499,089	₱6,635,685	₱5,077,033	(₱56,025)	(₱67,882)	6,446,394	₱5,142,417	₱247,571	₱5,389,988
Net loss	-	-	-	-	-	-	(499,299)	(499,299)	4,492	(494,807)
Other comprehensive income, net of tax	-	-	-	-	203,531	8,540	-	212,071	2,495	214,566
Total comprehensive income (loss)	-	-	-	-	203,531	8,540	(499,299)	(287,228)	6,987	(280,241)
Balances at December 31, 2022	₱5,136,596	₱1,499,089	₱6,635,685	₱5,077,033	₱147,506	(₱59,342)	(₱6,945,693)	₱4,855,189	₱254,558	₱5,109,747
Balances at January 1, 2021	₱5,136,596	₱1,499,089	₱6,635,685	₱5,077,033	(₱206,924)	(₱35,390)	(₱5,924,109)	₱5,546,295	239,838	₱5,786,133
Net loss	-	-	-	-	-	-	(522,285)	(522,285)	7,733	(514,552)
Other comprehensive income (loss), net of tax	-	-	-	-	150,899	(32,492)	-	118,407	-	118,407
Total comprehensive income (loss)	-	-	-	-	150,899	(32,492)	(522,285)	(403,878)	7,733	(396,145)
Balances at December 31, 2021	₱5,136,596	₱1,499,089	₱6,635,685	₱5,077,033	(₱56,025)	(₱67,882)	(₱6,446,394)	₱5,142,417	₱247,571	₱5,389,988
Balances at January 1, 2020	₱5,136,596	₱1,499,089	₱6,635,685	₱5,077,033	(₱4,729)	₱58,603	(₱5,173,166)	₱6,593,426	₱241,919	₱6,835,345
Net income (loss)	-	-	-	-	-	-	(750,943)	(750,943)	(33)	(750,976)
Other comprehensive income (loss)	-	-	-	-	(202,195)	(93,993)	-	(296,188)	(2,048)	(298,236)
Total comprehensive income (loss)	-	-	-	-	(202,195)	(93,993)	(750,943)	(1,047,131)	(2,081)	(1,049,212)
Balances at December 31, 2020	₱5,136,596	₱1,499,089	₱6,635,685	₱5,077,033	(₱206,924)	(₱35,390)	(₱5,924,109)	₱5,546,295	239,838	₱5,786,133

See accompanying Notes to Consolidated Financial Statements.



LEPANTO CONSOLIDATED MINING COMPANY AND SUBSIDIARIES

NOTES TO CONSOLIDATED FINANCIAL STATEMENTS

(Amounts in Thousands, Except Amounts Per Unit and Number of Shares)

1. Corporate Information and Authorization for Issuance of the Consolidated Financial Statements

Lepanto Consolidated Mining Company

Lepanto Consolidated Mining Company (Parent Company) was incorporated in the Philippines and registered with the Philippine Securities and Exchange Commission (SEC) on September 8, 1936, primarily to engage in the exploration and mining of gold, silver, copper, lead, zinc and all kinds of ores, metals, minerals, oil, gas and coal and their related by-products. On January 29, 1985, the Philippine SEC approved the extension of the Parent Company's corporate term for another 50 years after the expiration of its original term on September 8, 1986.

The Parent Company's shares are listed and traded on the Philippine Stock Exchange (PSE).

On January 14, 1997, the Parent Company was registered with the Board of Investments (BOI) under Executive Order (EO) No. 226 as a new export producer of gold bullion on a preferred non-pioneer status. This registration entitled the Parent Company to a four-year income tax holiday (ITH), which can be further extended for another three years subject to compliance with certain conditions, and lower tariff rates on acquisition of capital equipment. It is required to maintain a base equity of at least 25% as one of the conditions of the registration.

On April 1, 1997, the Parent Company started the commercial operations of its gold mine (Victoria Project) located in Mankayan, Benguet, Philippines and suspended its copper mining operations. Consequently, in October 1997, the Parent Company temporarily ceased operating its roasting plant facilities in Isabel, Leyte, Philippines for an indefinite period. The roasting plant facility was registered with the Philippine Economic Zone Authority (PEZA) on December 17, 1985 pursuant to the provisions of Presidential Decree No. 66, as amended, and EO No. 567 as a zone export enterprise to operate a roasting plant for the manufacture of copper calcine at the Isabel Special Export Processing Zone.

On March 30, 2000, the Parent Company registered its copper flotation project with the BOI as a new producer of copper concentrates on a preferred non-pioneer status. This registration entitled the Parent Company to a four (4) year ITH, subject to compliance with certain conditions, simplified customs procedures, additional deduction for labor expense and unrestricted use of consigned equipment for a period of ten (10) years. It is required to maintain a base equity of at least 25% as one of the conditions of the registration. The copper flotation project was suspended at the end of 2001; the BOI registration was cancelled on July 11, 2006.

On January 5, 2004, the Parent Company was registered with the BOI under EO No. 226 as new export producer of gold bullion on a non-pioneer status for its Victoria II (renamed Teresa) Project located also in Mankayan, Benguet, Philippines. This registration entitles the Parent Company to ITH with the same incentives that were granted on their registration with BOI on January 14, 1997. The Teresa Project commenced its commercial operations in April 2004.

On November 21, 2006, the Parent Company was registered with the BOI under EO No. 226 as new export producer of copper-gold concentrate on a non-pioneer status for its copper-gold flotation project located also in Mankayan, Benguet, Philippines. This registration entitles the Parent Company to ITH for four (4) years, which can be further extended for another three (3) years subject to compliance with certain conditions, and duty-free importation of equipment, spare parts and accessories for five (5) years. The copper-gold flotation operations were suspended in 2009 in view of the sharp decline in copper prices, of



which the BOI was notified. In August 2017, the Parent Company notified the BOI that it will resume copper-gold flotation operations in the fourth quarter of 2017.

The registrations mentioned above enable the Parent Company to avail of the rights, privileges and incentives granted to all registered enterprises.

The Parent Company continues to operate the Victoria Project from which it produces gold dore. It commenced commercial operation of the Copper-Gold Project, producing copper-gold concentrate, in October 2017.

The Parent Company has two Mineral Production Sharing Agreements (MPSA), referred to as MPSA No. 001-090-CAR and MPSA No. 151-2000-CAR, both in Mankayan, Benguet.

MPSA No. 001-090-CAR was jointly executed by the Parent Company and a subsidiary, Far Southeast Gold Resources, Inc. (FSGRI) on March 3, 1990 with the Philippine Government, through the Department of Environment and Natural Resources. This MPSA has a term of 25 years, renewable for another term not exceeding 25 years under the same terms and conditions. The Parent Company and FSGRI filed an application for its renewal on June 4, 2014. The application for renewal of this MPSA is still pending approval as at December 31, 2022 (Note 30c).

The Parent Company has its principal office at the 21st Floor, Lepanto Building, 8747 Paseo de Roxas, Makati City.

Diamond Drilling Corporation of the Philippines (DDCP)

DDCP is a wholly owned subsidiary of the Parent Company and was incorporated and registered with the Philippine SEC on August 8, 1971, primarily to provide technical, engineering and management services for the purpose of engaging in mining, mineral or oil exploration, construction or other business activity, particularly but not limited to drilling, boring and sinking holes for the purposes of mineral exploration.

In 1994, DDCP's Articles of Incorporation was amended to include in Article II the following secondary purpose: to engage in the business of exploration, development, processing and marketing of minerals that may be found anywhere in the Philippines either by original acquisition, joint venture or operating agreements with other holders of existing mining rights. On April 21, 2008, the stockholders of the DDCP passed a resolution authorizing it to engage directly in the business of mining or otherwise make investments in mining projects.

DDCP primarily provides drilling services to the Parent Company and Manila Mining Corporation (MMC), an associate.

DDCP's principal office was previously located at 344 South Superhighway, Brgy. Sun Valley, Parañaque City. Starting 2020, DDCP's registered office, which is also its principal office, is 20th Floor, Lepanto Building, Paseo de Roxas, Makati City. The amendments of its Articles of Incorporation to change its principal office was approved by Board of Directors (BOD) and shareholders of the Corporation on January 20, 2020 and by the SEC on April 7, 2020.

Shipside, Incorporated (SI)

SI, a Company existing and incorporated in the Philippines and registered with the Philippine SEC on November 13, 1958, is a wholly owned subsidiary of the Parent Company and was originally organized to engage in handling all kinds of materials, products and supplies in bulk and maintaining and operating terminal facilities such as pier and warehouses.



In 1985, SI included in its activities the leasing of its properties which include apartments/guesthouses and warehouses. Pier-related activities continued to be limited to handling materials and supplies.

On July 18, 2008, the Philippine SEC approved the extension of SI's corporate term for another 50 years after the expiration of its original term on November 13, 2008.

SI's principal office is located at 21st Floor, Lepanto Building, Paseo de Roxas, Makati City.

Lepanto Investment & Development Corporation (LIDC)

LIDC, a wholly owned subsidiary of the Parent Company, was incorporated and registered with the Philippine SEC on April 8, 1969, primarily to act as a general agent, broker or factor of any insurance company, whether domestic or foreign, or as a commercial broker, real estate dealer or broker, agent or factor of any person, partnership, corporation or association engaged in any lawful business, industry or enterprise.

LIDC's principal office is located at 21st Floor, Lepanto Building, Paseo de Roxas, Makati City.

Far Southeast Gold Resources, Inc. (the Project)

FSGRI was incorporated and registered with the Philippine SEC on February 2, 1989, primarily to operate mines and prospect, explore, mine and deal with all kinds of ores, metals and minerals.

FSGRI, a 60%-owned subsidiary of the Parent Company and 40%-owned by Gold Fields Switzerland Holding AG (GFS), a company incorporated in Switzerland.

The Parent Company continues to provide financial and administrative support to FSGRI. As at December 31, 2022, FSGRI is still in the pre-operating stage.

Deferred exploration costs incurred for all exploration projects are expected to be recovered upon the start of commercial operations. Despite technical difficulties in developing the ore body, the current improving trend in metal prices and integration of recent breakthroughs in both mining and milling technologies enhance the economic feasibility of the Project. This project is considered one of the priority mining projects of the Philippine Government.

FSGRI's principal office is located at 19th Floor, Lepanto Building, Paseo de Roxas, Barangay Bel-Air, Makati City.

Diamant Manufacturing and Trading Corporation (DMTC)

DMTC, which was incorporated and registered with the Philippine SEC on September 7, 1972, is primarily engaged in manufacturing, distributing, selling and buying machinery and equipment of all kinds and descriptions, general merchandise and articles of every nature, particularly but not limited to diamond core and non-core bits, reamer shells, casing bits, diamond circular segmental and diamond gang saws, tubular and other products allied to the diamond core drilling industry.

On June 26, 2012, the Philippine SEC approved the Company's application for change in name from Diamant Boart Philippines, Inc. to Diamant Manufacturing and Trading Corporation.

On August 11, 2017, the Philippine SEC approved the Company's application on January 11, 2017 for the decrease in par value of its shares from ₱100 to ₱30 decreasing the authorized capital shares from ₱36.0 million to ₱10.8 million. Further, the Philippine SEC approved the increase in number of authorized capital shares from ₱10.8 million divided into 360,000 shares to ₱120 million divided into 4,000,000 shares or an increase of 3,640,000 shares. DMTC entered into a subscription agreement with Caliper Corporation on March 20, 2017 for the latter to subscribe to 910,000 common shares of capital stock at



the par value of ₱30. Total price of the subscription amounts to ₱27.3 million, wherein 25% has been fully paid on March 20, 2017. The remaining subscription of 75% is to be paid upon notice or demand from the Board of Directors.

As of August 11, 2017, DMTC is effectively 74.56% owned by Caliper and 25.44% by LIDC, a wholly owned subsidiary of the Parent Company.

DMTC's principal office is located at 20th Floor, Lepanto Building, Paseo de Roxas, Makati City. The amendments of its Articles of Incorporation to change its principal office was approved by Board of Directors (BOD) and shareholders on January 9, 2020 and by the SEC on February 6, 2020.

The Group's Ability to Continue as a Going Concern

The Group incurred net losses of ₱494.8 million, ₱514.6 million and ₱751.0 million in 2022, 2021 and 2020, respectively, resulting in deficit of ₱6,945.7 million and ₱6,446.4 million as of December 31, 2022 and 2021, respectively. In addition, the Group's current liabilities exceeded its current assets by ₱1,601.7 million and ₱1,356.9 million as of December 31, 2022 and 2021, respectively. Additionally, the MPSA No. 001-90-CAR is currently under renewal with remaining certain requirements needed to be complied with (see Note 30g).

In response to these matters, the Group came up with the following actions:

- raise capital through stock rights offering to address liquidity gap
- restructuring of the loans
- manage expenditures for its day-to-day activities
- negotiate deferral of payments of related party and third-party liabilities
- proceed with the necessary actions to complete the requirements on its permit renewal
- improve efficiency and production level of mine operations through strategic operational changes and capital developments to increase cash inflows generated

Management has determined that the actions above are sufficient to raise financial resources for at least the next twelve months from December 31, 2022 and has therefore prepared the financial reporting on a going concern basis.

Authorization for Issue of the Consolidated Financial Statements

The consolidated financial statements of the Group as at December 31, 2022 and 2021 and for each of the three years in the period ended December 31, 2022 were authorized for issue by the BOD on May 15, 2023.

2. Basis of Preparation, Statement of Compliance and Summary of Significant Accounting Policies and Financial Reporting Policies

Basis of Preparation

The consolidated financial statements of the Group have been prepared on a historical cost basis, except for financial assets designated at FVOCI that have been measured at fair value in the consolidated statements of financial position. Disclosures have not been illustrated for standards that are either not relevant to the Group's consolidated financial instruments and are not applicable to the Group's circumstances. The consolidated financial statements are presented in Philippine Peso, the Group's functional and presentation currency. All values are rounded to the nearest thousand (₱000), except when otherwise indicated.



Statement of Compliance

The consolidated financial statements of the Group have been prepared in accordance with PFRSs.

Basis of Consolidation

The consolidated financial statements comprise the financial statements of the Group as at December 31, 2022 and 2021. The financial statements of the subsidiaries are prepared for the same reporting year as the Parent Company using consistent accounting policies.

Control exists when the Group is exposed, or has rights, to variable returns from its involvement with the investee and has the ability to affect those returns through its power over the investee.

Specifically, the Group controls an investee if, and only if, the Group has all of the following:

- Power over the investee (i.e. existing rights that give it the current ability to direct the relevant activities of the investee);
- Exposure, or rights, to variable returns from its involvement with the investee; and
- The ability to use its power over the investee to affect its returns.

When the Group has less than a majority of the voting or similar rights of an investee, the Group considers all relevant facts and circumstances in assessing whether it has power over an investee, including:

- The contractual arrangement(s) with the other vote holders of the investee;
- Rights arising from other contractual arrangements; and
- The Group's voting rights and potential voting rights.

The relevant activities are those which significantly affect the subsidiary's returns. The ability to approve the operating and capital budget of a subsidiary and the ability to appoint key management personnel are decisions that demonstrate that the Group has the existing rights to direct the relevant activities of a subsidiary.

The Group re-assesses whether or not it controls an investee if facts and circumstances indicate that there are changes to one or more of the three elements of control. Consolidation of a subsidiary begins when the Group obtains control over the subsidiary and ceases when the Group loses control of the subsidiary. Assets, liabilities, income and expenses of a subsidiary acquired or disposed of during the year are included in the consolidated financial statements from the date the Group gains control until the date the Group ceases to control the subsidiary. Where the Group's interest is less than 100%, the interest attributable to outside shareholders is reflected in Non-controlling Interest (NCI).

Profit or loss and each component of other comprehensive income (OCI) are attributed to the equity holders of the Parent Company of the Group and to the NCI, even if this results in the NCI having a deficit balance. When necessary, adjustments are made to the financial statements of subsidiaries to bring their accounting policies into line with the Group's accounting policies. All intra-group assets and liabilities, equity, income, expenses and cash flows relating to transactions between members of the Group are eliminated in full on consolidation.

A change in the ownership interest of a subsidiary, without a loss of control, is accounted for as an equity transaction.

If the Group loses control over a subsidiary, it derecognizes the related assets (including goodwill), liabilities, NCI and other components of equity, while any resulting gain or loss is recognized in profit or loss. Any investment retained is recognized at fair value.

Subsidiaries are deconsolidated from the date on which control ceases.



Subsidiaries

Subsidiaries are entities over which the Parent Company has control.

NCI

Where the ownership of a subsidiary is less than 100%, and therefore an NCI exists, any losses of that subsidiary are attributed to the NCI even if that results in a deficit balance.

A change in the ownership interest of a subsidiary, without a loss of control, is accounted for as an equity transaction. If the Group loses control over a subsidiary, it:

- Derecognizes the assets (including goodwill) and liabilities of the subsidiary;
- Derecognizes the carrying amount of any NCI;
- Derecognizes the cumulative translation differences, recognized in equity;
- Recognizes the fair value of the consideration received;
- Recognizes the fair value of any investment retained;
- Recognizes any surplus or deficit in profit or loss; and
- Reclassifies the Parent Company's share of components previously recognized in OCI to profit or loss or retained earnings, as appropriate.

The consolidated financial statements include the accounts of the Parent Company and the following subsidiaries:

Subsidiaries	Nature of Business	2022	2021
		% of Ownership Direct	% of Ownership Direct
DDCP	Service	100	100
SI	Service	100	100
LIDC	Investment	100	100
FSGRI*	Mining	60	60

*Pre-operating subsidiary

Changes in Accounting Policies

The accounting policies adopted are consistent with those of the previous financial year, except for the adoption of new standards effective as at January 1, 2022. The Group has not early adopted any standard, interpretation or amendment that has been issued but is not yet effective.

Unless otherwise indicated, adoption of these new standards did not have an impact on the consolidated financial statements of the Group.

- Amendments to PFRS 3, *Reference to the Conceptual Framework*

The amendments are intended to replace a reference to the Framework for the Preparation and Presentation of Financial Statements, issued in 1989, with a reference to the Conceptual Framework for Financial Reporting issued in March 2018 without significantly changing its requirements. The amendments added an exception to the recognition principle of PFRS 3, *Business Combinations* to avoid the issue of potential 'day 2' gains or losses arising for liabilities and contingent liabilities that would be within the scope of PAS 37, *Provisions, Contingent Liabilities and Contingent Assets* or Philippine-IFRIC 21, *Levies*, if incurred separately.

At the same time, the amendments add a new paragraph to PFRS 3 to clarify that contingent assets do not qualify for recognition at the acquisition date.



- Amendments to PAS 16, *Property, Plant and Equipment: Proceeds before Intended Use*

The amendments prohibit entities deducting from the cost of an item of property, plant and equipment, any proceeds from selling items produced while bringing that asset to the location and condition necessary for it to be capable of operating in the manner intended by management. Instead, an entity recognizes the proceeds from selling such items, and the costs of producing those items, in profit or loss.

- Amendments to PAS 37, *Onerous Contracts – Costs of Fulfilling a Contract*

The amendments specify which costs an entity needs to include when assessing whether a contract is onerous or loss-making. The amendments apply a “directly related cost approach”. The costs that relate directly to a contract to provide goods or services include both incremental costs and an allocation of costs directly related to contract activities. General and administrative costs do not relate directly to a contract and are excluded unless they are explicitly chargeable to the counterparty under the contract.

- *Annual Improvements to PFRSs 2018-2020 Cycle*

- Amendments to PFRS 1, *First-time Adoption of Philippines Financial Reporting Standards, Subsidiary as a first-time adopter*

The amendment permits a subsidiary that elects to apply paragraph D16(a) of PFRS 1 to measure cumulative translation differences using the amounts reported in the parent’s consolidated financial statements, based on the parent’s date of transition to PFRS, if no adjustments were made for consolidation procedures and for the effects of the business combination in which the parent acquired the subsidiary. This amendment is also applied to an associate or joint venture that elects to apply paragraph D16(a) of PFRS 1.

- Amendments to PFRS 9, *Financial Instruments, Fees in the ‘10 per cent’ test for derecognition of financial liabilities*

The amendment clarifies the fees that an entity includes when assessing whether the terms of a new or modified financial liability are substantially different from the terms of the original financial liability. These fees include only those paid or received between the borrower and the lender, including fees paid or received by either the borrower or lender on the other’s behalf.

- Amendments to PAS 41, *Agriculture, Taxation in fair value measurements*

The amendment removes the requirement in paragraph 22 of PAS 41 that entities exclude cash flows for taxation when measuring the fair value of assets within the scope of PAS 41.

Standards and Interpretations Issued but not yet Effective

Pronouncements issued but not yet effective are listed below. Unless otherwise indicated, the Group does not expect that the future adoption of the said pronouncements to have a significant impact on its Group financial statements. The Group intends to adopt the following pronouncements when they become effective.



Effective beginning on or after January 1, 2023

- Amendments to PAS 1 and PFRS Practice Statement 2, *Disclosure of Accounting Policies*
- Amendments to PAS 8, *Definition of Accounting Estimates*
- Amendments to PAS 12, *Deferred Tax related to Assets and Liabilities arising from a Single Transaction*

Effective beginning on or after January 1, 2024

- Amendments to PAS 1, *Classification of Liabilities as Current or Non-current*
- Amendments to PFRS 16, *Lease Liability in a Sale and Leaseback*

Effective beginning on or after January 1, 2025

- PFRS 17, *Insurance Contracts*

Deferred effectivity

- Amendments to PFRS 10, *Consolidated Financial Statements*, and PAS 28, *Sale or Contribution of Assets between an Investor and its Associate or Joint Venture*

Summary of Significant Accounting Policies

Presentation of Consolidated Financial Statements

The Group has elected to present all items of recognized income and expense in one single consolidated statement of comprehensive income.

Current versus Noncurrent Classification

The Group presents assets and liabilities in the consolidated statement of financial position based on current or noncurrent classification.

An asset as current when it is:

- Expected to be realized or intended to be sold or consumed in the normal operating cycle
- Held primarily for the purposes of trading
- Expected to be realized within 12 months after the reporting period or
- Cash or cash equivalent unless restricted from being exchanged or used to settle a liability for at least 12 months after the reporting period

All other assets are classified as noncurrent.

A liability is current when:

- It is expected to be settled in the normal operating cycle
- It is held primarily for the purpose of trading
- It is due to be settled within 12 months after the reporting period or
- There is no unconditional right to defer the settlement of the liability for at least 12 months after the reporting period

The Group classifies all other liabilities as noncurrent.

Deferred tax assets and liabilities are classified as noncurrent assets and liabilities.



Cash

Cash includes cash on hand and in banks. Cash in banks is stated at face value and earns interest at respective bank deposit rates.

Financial Instruments - Initial Recognition and Subsequent Measurement

Financial instruments are recognized when the Group becomes a party to the contractual provisions of the instrument.

Initial recognition and measurement

Financial assets are classified, at initial recognition, and subsequently measured at amortized cost, FVOCI and FVPL.

The classification of financial assets at initial recognition depends on the financial asset's contractual cash flow characteristics and the Group's business model for managing them. With the exception of trade receivables that do not contain a significant financing component or for which the Group has applied the practical expedient, the Group initially measures a financial asset at its fair value plus, in the case of fair value through profit or loss, transaction costs. Trade receivables that do not contain a significant financing component or for which the Group has applied the practical expedient are measured at the transaction price determined under PFRS 15.

In order for a financial asset to be classified and measured at amortized cost or FVOCI, it needs to give rise to cash flows that are solely payments of principal and interest (SPPI) on the principal amount outstanding. This assessment is referred to as the SPPI test and is performed at an instrument level.

The Group's business model for managing financial assets refers to how it manages its financial assets in order to generate cash flows. The business model determines whether cash flows will result from collecting contractual cash flows, selling the financial assets, or both.

Purchases or sales of financial assets that require delivery of assets within a time frame established by regulation or convention in the marketplace (regular way trades) are recognized on the trade date, i.e., the date that the Group commits to purchase or sell the asset.

Subsequent measurement

For purposes of subsequent measurement, financial assets are classified in four categories:

- Financial assets at amortized cost (debt instruments)
- FVOCI with recycling of cumulative gains and losses (debt instruments)
- Financial assets designated at FVOCI with no recycling of cumulative gains and losses upon derecognition (equity instruments)
- Financial assets at FVPL

Financial assets at amortized cost

The Group measures financial assets at amortized cost if both of the following conditions are met:

- The financial asset is held within a business model with the objective to hold financial assets in order to collect contractual cash flows; and
- The contractual terms of the financial asset give rise on specified dates to cash flows that are SPPI on the principal amount outstanding.

Financial assets at amortized cost are subsequently measured using the EIR method and are subject to impairment. Gains and losses are recognized in the consolidated statement of comprehensive income when the asset is derecognized, modified or impaired.



The Group's financial assets at amortized cost include trade receivables (not subject to provisional pricing), nontrade receivables and advances to officers and employees.

Financial assets at FVPL

Financial assets at FVPL include financial assets held for trading, financial assets designated upon initial recognition at fair value through profit or loss, or financial assets mandatorily required to be measured at fair value. Financial assets are classified as held for trading if they are acquired for the purpose of selling or repurchasing in the near term. Derivatives, including separated embedded derivatives, are also classified as held for trading unless they are designated as effective hedging instruments. Financial assets with cash flows that are not SPPI are classified and measured at FVPL, irrespective of the business model. Notwithstanding the criteria for debt instruments to be classified at amortized cost or at FVOCI, as described above, debt instruments may be designated at fair value through profit or loss on initial recognition if doing so eliminates, or significantly reduces, an accounting mismatch.

Financial assets at FVPL are carried in the consolidated statement of financial position at fair value with net changes in fair value recognized in profit or loss in the consolidated statement of comprehensive income.

A derivative embedded in a hybrid contract with a financial liability or non-financial host, is separated from the host and accounted for as a separate derivative if: the economic characteristics and risks are not closely related to the host; a separate instrument with the same terms as the embedded derivative would meet the definition of a derivative; and the hybrid contract is not measured at fair value through profit or loss. Embedded derivatives are measured at fair value with changes in fair value recognized in profit or loss. Reassessment only occurs if there is either a change in the terms of the contract that significantly modifies the cash flows that would otherwise be required or a reclassification of a financial asset out of the FVPL loss category.

As PFRS 9 now has the SPPI test for financial assets, the requirements relating to the separation of embedded derivatives is no longer needed for financial assets. An embedded derivative will often make a financial asset fail the solely for payments of principal and interest test thereby requiring the instrument to be measured at FVPL in its entirety. This is applicable to the Group's trade receivables subject to provisional pricing. These receivables relate to sales contracts where the selling price is determined after delivery to the customer, based on the market price at the relevant quotational period (QP) stipulated in the contract. This exposure to the commodity price causes such trade receivables to fail the SPPI test. As a result, these receivables are measured at FVPL from the date of recognition of the corresponding sale, with subsequent movements being recognized in mark-to-market gains (losses) in the consolidated statement of comprehensive income.

Financial assets at FVOCI

Upon initial recognition, the Group can elect to classify irrevocably its equity investments as equity instruments designated at FVOCI when they meet the definition of equity under PAS 32, *Financial Instruments: Presentation*, and are not held for trading. The classification is determined on an instrument-by-instrument basis.

Gains and losses on these financial assets are never recycled to profit or loss. Dividends are recognized as other income in the consolidated statement of comprehensive income when the right of payment has been established, except when the Group benefits from such proceeds as a recovery of part of the cost of the financial asset, in which case, such gains are recorded in OCI. Equity instruments designated at FVOCI are not subject to impairment assessment.

The Group elected to classify irrevocably its non-listed equity investments under this category.



Derecognition

A financial asset (or, where applicable, a part of a financial asset or part of a group of similar financial assets) is primarily derecognized (i.e., removed from the consolidated statement of financial position) when:

- The rights to receive cash flows from the asset have expired; or
- The Group has transferred its rights to receive cash flows from the asset or has assumed an obligation to pay the received cash flows in full without material delay to a third party under a 'pass-through' arrangement and either (a) the Group has transferred substantially all the risks and rewards of the asset, or (b) the Group has neither transferred nor retained substantially all the risks and rewards of the asset but has transferred control of the asset.

When the Group has transferred its rights to receive cash flows from an asset or has entered into a passthrough arrangement, it evaluates if, and to what extent, it has retained the risks and rewards of ownership. When it has neither transferred nor retained substantially all of the risks and rewards of the asset, nor transferred control of the asset, the Group continues to recognize the transferred asset to the extent of its continuing involvement. In that case, the Group also recognizes an associated liability. The transferred asset and the associated liability are measured on a basis that reflects the rights and obligations that the Group has retained.

Continuing involvement that takes the form of a guarantee over the transferred asset is measured at the lower of the original carrying amount of the asset and the maximum amount of consideration that the Group could be required to repay.

Impairment of financial assets

The Group recognizes an allowance for expected credit loss (ECL) for all debt instruments not held at FVPL. ECL are based on the difference between the contractual cash flows due in accordance with the contract and all the cash flows that the Group expects to receive, discounted at an approximation of the original EIR. The expected cash flows will include cash flows from the sale of collateral held or other credit enhancements that are integral to the contractual terms.

ECLs are recognized in two stages. For credit exposures for which there has not been a significant increase in credit risk since initial recognition, ECLs are provided for credit losses that result from default events that are possible within the next 12-months (a 12-month ECL). For those credit exposures for which there has been a significant increase in credit risk since initial recognition, a loss allowance is required for credit losses expected over the remaining life of the exposure, irrespective of the timing of the default (a lifetime ECL).

For any other financial assets carried at amortized cost (which are due in more than 12 months), the ECL is based on the 12-month ECL. The 12-month ECL is the proportion of lifetime expected credit losses that result from default events on a financial instrument that are possible within 12 months after the reporting date. However, when there has been a significant increase in credit risk since origination, the allowance will be based on the lifetime ECL. When determining whether the credit risk of a financial asset has increased significantly since initial recognition and when estimating ECL, the Group considers reasonable and supportable information that is relevant and available without undue cost or effort. This includes both quantitative and qualitative information and analysis, based on the Group's historical experience and informed credit assessment including forward-looking information.

For cash, the Group applies the low credit risk simplification. At every reporting date, the Group evaluates whether the debt instrument is considered to have low credit risk using all reasonable and supportable information that is available without undue cost or effort. In making that evaluation, the Group reassesses the internal credit rating of the debt instrument.



For trade receivables (not subject to provisional pricing), the Group applies a simplified approach in calculating ECLs. Therefore, the Group does not track changes in credit risk, but instead recognizes a loss allowance based on lifetime ECLs at each reporting date. The Group has established a provision matrix that is based on its historical credit loss experience, adjusted for forward-looking factors specific to the debtors and the economic environment.

In addition, the Group considers that there has been a significant increase in credit risk when contractual payments are more than 30 days past due.

The Group considers a financial asset in default when contractual payments are 90 days past due. However, in certain cases, the Group may also consider a financial asset to be in default when internal or external information indicates that the Group is unlikely to receive the outstanding contractual amounts in full before taking into account any credit enhancements held by the Group. A financial asset is written off when there is no reasonable expectation of recovering the contractual cash flows and usually occurs when past due for more than one year and not subject to enforcement activity.

At each reporting date, the Group assesses whether financial assets carried at amortized cost are credit-impaired. A financial asset is credit-impaired when one or more events that have a detrimental impact on the estimated future cash flows of the financial asset have occurred.

Financial Liabilities

Initial recognition and measurement

Financial liabilities are classified, at initial recognition, as financial liabilities at FVPL, loans and borrowings, payables, or as derivatives designated as hedging instruments in an effective hedge, as appropriate.

All financial liabilities are recognized initially at fair value and, in the case of loans and borrowings and other financial liabilities, net of directly attributable transaction costs.

The Group's financial liabilities include payables and loans and borrowings.

Subsequent measurement

Payables and loans and borrowings

After initial recognition, interest-bearing loans and borrowings are subsequently measured at amortized cost using the EIR method. Gains and losses are recognized in the profit or loss when the liabilities are derecognized as well as through the EIR amortization process.

Amortized cost is calculated by taking into account any discount or premium on acquisition and fees or costs that are an integral part of the EIR. The EIR amortization is included as finance costs in the consolidated statement of comprehensive income.

This category generally applies to trade and other payables and borrowings and other interest-bearing liabilities.

Derecognition

A financial liability is derecognized when the obligation under the liability is discharged or cancelled or expires. When an existing financial liability is replaced by another from the same lender on substantially different terms, or the terms of an existing liability are substantially modified, such an exchange or modification is treated as the derecognition of the original liability and the recognition of a new liability. The difference in the respective carrying amounts is recognized in the consolidated statement of comprehensive income.



Reclassifications of financial instruments

The Group reclassifies its financial assets when, and only when, there is a change in the business model for managing the financial assets. Reclassifications shall be applied prospectively by the Group and any previously recognized gains, losses or interest shall not be restated. The Group does not reclassify its financial liabilities.

The Group does not reclassify its financial assets when:

- A financial asset that was previously a designated and effective hedging instrument in a cash flow hedge or net investment hedge no longer qualifies as such;
- A financial asset becomes a designated and effective hedging instrument in a cash flow hedge or net investment hedge; and
- There is a change in measurement on credit exposures measured at fair value through profit or loss.

Offsetting Financial Instruments

Financial assets and financial liabilities undergo offsetting and, the net amount reported in the consolidated statement of financial position if there is a currently enforceable legal right to offset the recognized amounts and there is an intention to settle on a net basis, or to realize the asset and settle the liability simultaneously. The Group assesses that it has a currently enforceable right of offset if the right is not contingent on a future event and, is legally enforceable in the normal course of business, event of default, and event of insolvency or bankruptcy of the Group and all of the counterparties.

Fair Value Measurement

Fair value related disclosures for financial instruments and non-financial assets that are measured at fair value or where fair values are disclosed, are summarized in the following notes:

- | | |
|---|---------|
| • Significant estimates and assumptions | Note 3 |
| • Financial assets designated at FVOCI | Note 10 |
| • Financial instruments | Note 31 |

Fair value is the price that would be received to sell an asset or paid to transfer a liability in an orderly transaction between market participants at the measurement date. The fair value measurement is based on the presumption that the transaction to sell the asset or transfer the liability takes place either:

- in the principal market for the asset or liability, or
- in the absence of a principal market, in the most advantageous market for the asset or liability.

The principal or the most advantageous market must be accessible to by the Group. The fair value of an asset or a liability is measured using the assumptions that market participants would use when pricing the asset or liability assuming that market participants act in their economic best interest.

A fair value measurement of a non-financial asset taken-into account a market participant's ability to generate economic benefit by using the asset in its highest and best use or by selling it to another market participant that would use the asset in its highest and best use.

The Group uses valuation techniques that are appropriate in the circumstances for which adequate data are available to measure fair value, maximizing the use of relevant observable inputs and minimizing the use of unobservable inputs.

All assets and liabilities for which fair value is measured or disclosed in the financial statement are categorized within the fair value hierarchy, described as follows, based on the lowest level input that is significant to the fair value measurement as a whole:

- Level 1 - Quoted (unadjusted) market prices in active markets for identical assets or liabilities
- Level 2 - Valuation techniques for which the lowest level input that is significant to the fair value measurement is directly or indirectly observable



- Level 3 - Valuation techniques for which the lowest level input that is significant to the fair value measurement is unobservable

For assets and liabilities that are recognized in the consolidated financial statements on a recurring basis, the group determines whether transfers have occurred between levels in the hierarchy by re-assessing categorization (based on the lowest level input that is significant to the fair value measurement as a whole) at the end of each reporting period.

For the purpose of fair value disclosures, the Group has determined classes of assets and liabilities with the basis of the nature, characteristics and risks of the asset or liability and the level of the fair value hierarchy as explained above.

Operating Segment

A business segment is a group of assets and operations engaged in providing products or services that are subject to risks and returns that are different from those of other business segments.

A geographical segment is engaged in providing products or services within a distinct economic environment that is subject to risks and returns that are different from those of segments operating in other economic environments.

For management purposes, the Group is organized into three major operating segments (mining, services and others) according to the nature of products and the services provided with each segment representing a strategic business unit that offers different products and serves different markets. The Group reports its primary segment information based on business segments which are the main revenue generating activities. Financial information on business segments is presented in Note 33.

Inventories

Mine products inventory, which consist of gold dore inventory is stated at cost. Parts and supplies are valued at the lower of cost and NRV.

NRV for mine products inventory is the selling price in the ordinary course of business, less the estimated costs of completion and estimated costs necessary to make the sale. In the case of parts and supplies, NRV is the current replacement cost. In determining the NRV, the Group considers any adjustments necessary for obsolescence. Provision for obsolescence is determined by reference to specific items of stock.

Costs of parts and supplies comprise all costs of purchase and other costs incurred in bringing the materials and supplies to their present location and condition. The purchase cost is determined on a moving average basis. Parts and supplies in-transit is valued at invoice cost.

Advances to Suppliers and Contractors

Advances to suppliers and contractors are non-financial assets arising from payments made by the Group to its suppliers and contractors before goods or services have been received or rendered. These are classified as current since it follows the final classification of the asset to which the advances pertain to and are recognized in the books at amounts initially paid.

Other Current Assets

The Group's other current assets include various prepayments, deferred costs and excess input value-added tax (VAT). These are classified as current since the Group expects to realize or consume the assets within 12 months after the end of the reporting period.



Input VAT

Revenues, expenses, and assets are recognized net of the amount of VAT, if applicable.

When VAT from sales of goods and/or services (output VAT) exceeds VAT passed on from purchases of goods or services (input VAT), the excess is recognized as payable in the statement of financial position. When VAT passed on from purchases of goods or services (input VAT) exceeds VAT from sales of goods and/or services (output VAT), the excess is recognized as an asset in the consolidated statement of financial position to the extent of the recoverable amount.

Input VAT represents the VAT paid on purchases of applicable goods and services, net of output tax, which can be claimed for refund or recovered as tax credit against future tax liability of the Group upon approval by the Philippine Bureau of Internal Revenue (BIR) and/or the Philippine Bureau of Customs (BOC).

Input VAT on capitalized goods exceeding ₱1 million is subject to amortization and any excess may be utilized against output VAT, if any, beyond 12 months from the reporting period or can be claimed for refund or as tax credits with the BIR or the Philippine Department of Finance. The current portion is presented as part of “Other current assets” and the noncurrent portion under “Other noncurrent assets” in the consolidated statement of financial position and stated at its estimated NRV.

Pursuant to the provisions of Tax Reform for Acceleration Law (TRAIN Law) or Republic Act No. 10963, starting January 1, 2022, all input tax on purchases of capital goods shall already be allowed to be claimed outright upon purchase/payment and shall no longer be subject to amortization.

Investments in and Advances to Associates

The Group’s investments in associates are accounted for using the equity method. These are entities in which the Group has significant influence and, which are neither subsidiaries nor joint ventures of the Group.

Under the equity method, the investments in associates are carried in the consolidated statement of financial position at cost plus post-acquisition changes in the Group’s share of net assets of the associates, less any allowance for impairment losses. Goodwill relating to an associate included in the carrying amount of the investment and is not tested for impairment individually.

The carrying amount of an investment in associates also includes other long-term interests in an associate, such as loans and advances. Advances and loans granted by the Group are within the nature of cash advances or expenses paid by the Group on behalf of its associates. These are based on normal credit terms, unsecured, interest-free and are recognized and carried at original amounts advanced.

The consolidated statements of comprehensive income reflect the Group’s share of the results of operations of the associates. Where there has been a change recognized directly in the equity of the associates, the Group recognizes its share of any changes. Profits and losses resulting from transactions between the Group and the associates are eliminated to the extent of the interest in the associates.

The following are the Group’s associates with the corresponding percentage of ownership:

	Percentage of Ownership	
	2022	2021
MMC	13.37%	16.47%
DMTC	25.44%	25.44%



The financial statements of the associates are prepared for the same financial reporting period of the Group. Where necessary, adjustments are made, bringing the accounting policies in line with those of the Group.

The Group discontinues the use of equity method from the date when the investment ceases to be an associate, such as:

- a) when the investment becomes a subsidiary,
- b) If the retained interest in the former associate or joint venture is a financial asset, the Group shall measure the retained interest at fair value. The fair value of the retained interest shall be regarded as its fair value on initial recognition, as a financial asset in accordance with the relevant standards.

The Group shall recognize the profit or loss the difference in:

- i. the fair value of any retained interest and any proceeds from disposing of a part interest in the associate; and
 - ii. the carrying amount of the investment at the date the equity method was discontinued.
- c) The Group shall account for all amounts previously recognized in OCI in relation to that investment on the same basis as would have been required if the investee had directly disposed of the related assets.

Property, Plant and Equipment

Property, plant and equipment, except land, are carried at cost less accumulated depletion, depreciation, amortization, and impairment in value, if any.

The initial cost of property, plant and equipment comprises its purchase price or construction cost, any directly attributable costs of bringing the asset into operation, the initial estimate of the rehabilitation obligation, and, for qualifying assets (where relevant), borrowing costs. The purchase price or construction cost is aggregate amount paid and the fair value of any other consideration given to acquire the asset. Such cost includes the cost of replacing part of such property, plant and equipment when that cost is incurred if the recognition criteria are met. Expenditures incurred after the property, plant and equipment have been put into operations, such as repairs and maintenance, are normally charged to expense in the period when the costs are incurred.

In situations where it can be clearly demonstrated that the expenditures have resulted in an increase in the future economic benefits expected to be obtained from the use of an item of property, plant and equipment beyond its originally assessed standard of performance, the expenditures are capitalized as additional costs of property, plant and equipment. Major maintenance and major overhaul costs that are capitalized as part of property, plant and equipment are depreciated on a straight-line basis over the shorter of their estimated useful lives, typically the period until the next major maintenance or inspection, and the estimated useful lives of the related property, plant and equipment.

Land is stated at cost, less any impairment in value.

The Group classify its right-of-use assets as part of property, plant and equipment. The Group recognizes right-of-use assets at the commencement date of the lease (i.e., the date of the underlying assets is available for use). Right-of-use assets are initially measured at cost, less any accumulated depreciation and impairment losses, and adjusted for any remeasurement of lease liabilities. The initial cost of right-use-assets includes the amounts of lease liabilities recognized, initial direct costs incurred, lease payments made at or before the commencement date less any lease incentives received and estimate of costs to be incurred by the lessee in dismantling and removing the underlying asset, restoring the site on which it is located or restoring the underlying asset to the condition required by the terms and conditions of the lease, unless those costs are incurred to produce inventories.



Unless the Group is reasonably certain to obtain ownership of the leased asset at the end of the lease term, the recognized right-of-use assets are depreciated on a straight-line basis over the shorter of their estimated useful life and lease term. Right-of-use assets are subject to impairment.

Borrowing costs incurred for the construction of any qualifying assets are capitalized during the period which is required to complete and prepare the asset for its intended use. Other borrowing costs are charged to expense.

Construction in-progress is recorded at cost and the related depreciation starts upon transfer to the appropriate account of the completed project.

Mine and mining properties also consist of the fair value attributable to mineral reserves and the portion of mineral resources considered to be probable of economic extraction at the time of an acquisition. When a mine construction project moves into the production phase, the capitalization of certain mine construction costs ceases, and costs are either regarded as part of the cost of inventory or expensed, except for costs which qualify for capitalization relating to mining asset additions, improvements or new developments, underground mine development or mineable reserve development.

Depreciation on assets are calculated using the straight-line method to allocate the cost of each property, plant and equipment less its residual value, if any, over its estimated useful life, as follows:

Type of asset	Estimated useful life in years
Buildings and improvements	2-15
Plant machinery and equipment	2-20
Office furniture and fixtures	3-5

Mine exploration and development costs of mineral properties already in operations are capitalized as mine and mining property and are included in "Property, plant and equipment" account.

Depletion of mine and mining properties is computed based on ore extraction over the estimated volume of proved and probable ore reserves as estimated by the Parent Company's mining engineer or geologist and certified by a competent person.

The estimated recoverable reserves, depreciation and depletion methods applied are reviewed at the end of reporting period to ensure that the estimated recoverable reserves, depreciation, and depletion methods are in line with expected pattern of consumption of the future economic benefits from property plant and equipment. If there has been significant change, the method shall be changed to reflect the changed pattern.

The property, plant and equipment's residual values, if any, and useful lives are reviewed and adjusted, if appropriate, at the end of the reporting period. An asset's carrying amount is written down immediately to its recoverable amount if the property, plant and equipment's carrying amount is greater than its estimated recoverable amount.

When assets are sold or retired, the cost and related accumulated depletion, amortization, and depreciation, and accumulated impairment in value are removed from the accounts. Gains and losses on disposals are determined by comparing the disposal proceeds with carrying amount and are included in the consolidated statement of comprehensive income.



Fully depreciated property, plant and equipment are maintained in the accounts until these are no longer in use.

Mine Exploration Costs

Pre-license costs incurred before the Group has obtained legal rights to explore in a specific area are expensed in the period in which they are incurred. Once the legal right to explore has been acquired, exploration and evaluation expenditure is deferred as asset when future economic benefit is more likely than not to be realized. These costs include materials and fuels used, surveying costs, drilling costs and payments made to contractors. The Group capitalizes any further evaluation costs incurred to exploration and evaluation assets up to the point when a commercial reserve is established.

In evaluating whether expenditures meet the criteria to be capitalized, several different sources of information are utilized. The information that is used to determine the possibility of future benefits depends on the extent of exploration and evaluation that has been performed.

Once commercial reserves are established, exploration and evaluation assets are tested for impairment and transferred to mine and mining properties. No amortization is charged during the exploration and evaluation phase. If the area is found to contain no commercial reserves, the accumulated costs are expensed.

Other Noncurrent Assets

Other noncurrent assets of the Group include the Mine Rehabilitation Fund (MRF) and funds to satisfy environmental obligations, intangible assets, deferred charges and various deposits. These are classified as noncurrent since the Group expects to utilize the assets beyond 12 months from the end of the reporting period.

Mine Rehabilitation Fund

MRF are funds deposited in banks, which is stated at face value, and is allotted for use in satisfying the Group's environmental and rehabilitation obligations. The funds earn interest based on the respective bank deposit rates.

Intangible assets

Intangible assets acquired separately are measured on initial recognition at cost. The cost of intangible assets acquired in a business combination is their fair value at the date of acquisition. Following initial recognition, intangible assets are carried at cost less any accumulated amortization and accumulated impairment losses. Internally generated intangibles, excluding capitalized development costs, are not capitalized and the related expenditure is reflected in profit or loss in the period in which the expenditure is incurred.

The useful lives of intangible assets are assessed as either finite or indefinite. Intangible assets with finite useful life are amortized over the useful economic life and assessed for impairment whenever there is an indication that the intangible asset may be impaired. The amortization period and the amortization method for an intangible asset with a finite useful life are reviewed at least at the end of each reporting period. Changes in the expected useful life or the expected pattern of consumption of future economic benefits embodied in the asset are considered to modify the amortization period or method, as appropriate, and are treated as changes in accounting estimates. The amortization expense on intangible assets with finite lives is recognized in profit or loss in the amortization expense category that is consistent with the function of the intangible assets.

Gains or losses arising from derecognition of an intangible asset are measured as the difference between the net disposal proceeds and the carrying amount of the asset and are recognized in profit or loss when the asset is derecognized.



The Group's accounting software is calculated using the straight-line method over its estimated useful life of five years.

Impairment of Nonfinancial Assets

Property, Plant and Equipment and Other Nonfinancial Assets

Property, plant and equipment and other nonfinancial assets are reviewed for impairment whenever events or changes in circumstances indicate that the carrying amount of an asset may not be recoverable. If any such indication exists, as when the carrying amount of an asset exceeds its recoverable amount, the asset or cash-generating unit (CGU) is written down to its recoverable amount. The recoverable amount is the higher of an asset's or CGU's fair value less cost to sell and its value in use. The fair value less cost to sell is the amount obtainable from the sale of an asset in an arm's-length transaction less the costs of disposal while value in use is the present value of estimated future cash flows expected to arise from the continuing use of an asset and from its disposal at the end of its useful life. The recoverable amount is determined for an individual asset, unless the asset does not generate cash inflows that are largely independent of those from other assets or groups of assets, in which case, the asset is tested as part of a larger CGU to which it belongs. If the carrying amount of an asset or CGU exceeds its recoverable amount, the asset is considered impaired and is written down to its recoverable amount. Management has assessed its CGUs as being individual mines, which is the lowest level for which cash inflows are largely independent of those of other assets. Impairment losses are recognized in profit or loss. In calculating value in use, the estimated future cash flows are discounted to their present value using a pre-tax discount rate that reflects current market assessments of the time value of money and the risks specific to the asset/CGU. In determining fair value less costs of disposal, recent market transactions are taken into account. If no such transactions can be identified, an appropriate valuation model is used. These calculations are corroborated by valuation multiples, quoted share prices for publicly traded companies or other available fair value indicators. The Group bases its impairment calculation on detailed budgets and forecasts, which are prepared separately for each of the Group's CGUs to which the individual assets are allocated based on the life-of-mine plans. The estimated cash flows are based on expected future production, metal selling prices, operating costs and forecast capital expenditure, and cash flows beyond six years are based on life-of-mine plans.

Value in use does not reflect future cash flows associated with improving or enhancing an asset's performance, whereas anticipated enhancements to assets are included in fair value less costs of disposal calculations.

An assessment is made at each reporting date to determine whether there is an indication that previously recognized impairment losses may no longer exist or may have decreased. If such indication exists, the Group estimates the asset's or CGU's recoverable amount. A previously recognized impairment loss is reversed only if there has been a change in the assumptions used to determine the asset's/CGU's recoverable amount since the last impairment loss was recognized. The reversal is limited so that the carrying amount of the asset/CGU does not exceed either its recoverable amount, or the carrying amount that would have been determined, net of depreciation, had no impairment loss been recognized for the asset/CGU in prior years. Such a reversal is recognized in the consolidated statement of comprehensive income.

Impairment losses of continuing operations are recognized in profit or loss in those expense categories consistent with the function of the impaired asset.

Investments in and Advances to Associates

After application of the equity method for investment in associates, the Group determines whether it is necessary to recognize an additional impairment loss of the Group's investments in its associates, including long-term interests, that, in substance, form part of the Group's net investment in associates. The Group determines at the end of the reporting period whether there is any objective evidence that



the investment and advances in associate is impaired. If this is the case, the Group calculates the amount of impairment as being the difference between the recoverable amount of the associate and the acquisition cost and recognizes the amount in the consolidated statement of comprehensive income. Recoverable amount is determined as the higher between fair value less cost of disposal and value in use.

Mine Exploration Costs

An impairment review is performed, either individually or at the CGU level, when there are indicators that the carrying amount of the assets may exceed their recoverable amounts. To the extent that this occurs, the excess is fully provided against, in the financial period in which this is determined. Exploration assets are reassessed on a regular basis and these costs are carried forward provided that at least one of the following conditions is met:

- such costs are expected to be recouped in full through successful development and exploration of the area of interest or alternatively, by its sale; or
- exploration and evaluation activities within the area of interest have not yet reached a stage which permits a reasonable assessment of the existence or otherwise of economically recoverable reserves, and active and significant operations in relation to the area are continuing or planned in the future.

Provisions

General

Provisions are recognized when the Group has a present obligation (legal and constructive) as a result, of a past event, it is probable that an outflow of resources embodying economic benefits will be required to settle the obligation and a reliable estimate can be made of the amount of the obligation. Where the Group expects some or all provisions to be reimbursed, the reimbursement is recognized as a separate asset, but only when the reimbursement is virtually certain. The expense relating to any provision is presented in profit or loss net of any reimbursement. If the effect of the time value of money is material, provisions are discounted using a current pre-tax rate that reflects, where appropriate, the risks specific to the liability. Where discounting is used, the increase in the provision due to the passage of time is recognized as part of finance costs in the consolidated statement of comprehensive income.

Liability for Mine Rehabilitation

Mine rehabilitation costs will be incurred by the Group either while operating, or at the end of the operating life of, the Group's facilities and mine properties. The Group assesses its liability for mine rehabilitation at each reporting date. The Group recognizes a liability for mine rehabilitation where it has a legal and constructive obligation as a result, of past events, and it is probable that an outflow of resources will be required to settle the obligation, and a reliable estimate of the amount of obligation can be made. The nature of these restoration activities includes: dismantling and removing structures; rehabilitating mines and tailings dams; dismantling operating facilities; closing plant and waste sites; and restoring, reclaiming and revegetating affected areas.

The obligation generally arises when the asset is installed or, the ground/environment is disturbed at the mining operation's location. When the liability is initially recognized, the present value of the estimated costs is capitalized by increasing the carrying amount of the related mining assets to the extent that it was incurred as a result, of the development/construction of the mine. Any rehabilitation obligations that arise through the production of inventory are recognized as part of the related inventory item. Additional disturbances which arise due to further development/construction at the mine are recognized as additions or charges to the corresponding assets and rehabilitation liability when they occur. Costs related to restoration of site damage (subsequently at the start of the commercial production) that is created on an ongoing basis during production are provided for at their net present values and recognized in profit or loss as extraction progresses.



Changes in the estimated timing of rehabilitation or changes to the estimated future costs are dealt with prospectively by recognizing an adjustment to the rehabilitation liability and a corresponding adjustment to the asset to which it relates, if the initial estimate was originally recognized as part of an asset measured in accordance with PAS 16.

Any reduction in the rehabilitation liability and, therefore, any deduction from the asset to which it relates, may not exceed the carrying amount of that asset. If it does, any excess over the carrying value is taken immediately to the consolidated statement of comprehensive income.

If the change in estimate results in an increase in the liability for mine rehabilitation cost and, therefore, an addition to the carrying value of the asset, the Group considers whether this is an indication of impairment of the asset and if so tests for impairment. If, for mature mines, the estimate for the revised mine assets net of liability of mine rehabilitation exceeds the recoverable value, that portion of the increase is charged directly to expense.

Over time, the discounted liability is increased for the change in present value based on the discount rates that reflect current market assessments and the risks specific to the liability. The periodic unwinding of the discount is recognized in the consolidated statement of comprehensive income as part of finance costs.

For closed sites, changes to estimated costs are recognized immediately in the consolidated statement of comprehensive income.

The Group recognizes neither the deferred tax asset in respect of the temporary difference on the decommissioning liability nor the corresponding deferred tax liability in respect of the temporary difference on a decommissioning asset.

Rehabilitation trust funds committed for use in satisfying environmental obligations are included within "Other noncurrent assets" in the consolidated statement of financial position.

Stock Subscriptions Payable

Stock subscriptions payable pertains to the Group's unpaid subscription to shares of stock of other entities. These are recognized and carried in the books at the original subscription price in exchange of which, the shares of stock will be issued.

Revenue Recognition

Revenue is recognized to the extent that it is probable that the economic benefits associated with the transaction will flow to the Group and the amount of revenue can be reliably measured. The following specific recognition criteria must also be met before revenue is recognized:

Sale of Metals

Sale of bullion (i.e., Gold, Silver)

Income is recognized upon actual shipment of bullions. Net revenue is measured based on shipment value price based on quoted metal prices in the London Bullion Market, for both gold and silver, weight and assay content, less smelting and treatment charges. Contract terms for the Group's sale of gold and silver bullion allow for a price adjustment based on final assay results of the metal in concentrate by the customer to determine the content.

Provisional shipment up to 98% of total value for gold and silver based on provisional prices is collected upon shipment, while the remaining 2% for gold and silver is collected upon the determination of the final shipment value based on final weight and assay for metal content and prices during the applicable QP less applicable smelting and treatment charges.



Sale of copper concentrate

Income from the sale of copper concentrate is recognized upon shipment. Net revenue is measured based on shipment value price based on quoted metal prices in the London Market Exchange, weight and assay content, less smelting and treatment charges. Contract terms for the Group's sale of copper concentrate allow for a price adjustment based on final assay results of the metal in concentrate by the customer to determine the content.

Provisional shipment up to 100% of total value for copper concentrate based on provisional prices is collected upon shipment, while the final shipment value is collected upon the determination of the final weight and assay for metal content and prices during the applicable QP less applicable smelting and treatment charges.

The terms of metal sales contracts with third parties contain provisional pricing arrangements whereby the selling price is based on prevailing spot prices on a specified future date after shipment to the customer (the "quotation period"). Mark-to-market adjustments to the sales price occur based on movements in quoted market prices up to the date of final settlement, and such adjustments are recorded as part of revenue. The period between provisional invoicing and final settlement can be between one and six months.

Bill and Hold Sales

The Group recognized sale on deliveries classified as bill and hold when there is transfer of risk and reward from the Group to the buyer due to the following:

- It is probable that delivery will be made;
- The item is on hand, identified and ready for delivery to the buyer at the time the sale is recognized;
- The buyer specifically acknowledges the deferred delivery instructions; and
- The usual payment terms apply.

Trade receivables

A receivable represents the Group's right to an amount of consideration that is unconditional (i.e., only the passage of time is required before payment of the consideration is due).

Service Fees

Service fees are recognized upon performance of the services.

Interest Income

Interest income is recognized as it accrues using EIR method.

Rental Income

Rental income arising from operating leases on land is accounted for on a straight-line basis over the lease terms and included in revenue due to its operating nature.

Other Income

Other income are income and expenses which are not directly related to the Group's regular results of operations. These include interest income, rental income, gain (loss) on disposal of assets, gain or loss from deconsolidated subsidiaries, and gain due to retrenchment.

Cost and Expenses

Cost and expenses are decreases in economic benefits during the accounting period in the form of outflows or decrease of assets or incurrence of liabilities that result in decrease in equity, other than those relating to distributions to equity participants. Cost of sales, cost of services and operating expenses are recognized in the consolidated statement of comprehensive income in the period these are incurred.



Capital Stock and APIC

Common shares are classified as equity. Incremental costs directly attributable to the issue of new shares or options are shown in the consolidated statements of changes in equity as a deduction from proceeds. The excess of proceeds from issuance of shares over the par value of shares are credited to APIC.

Where the Parent Company purchases its own shares (treasury shares), the consideration paid including any directly attributable incremental costs is deducted from equity attributable to the Parent Company's stockholders until the shares are cancelled, reissued or disposed of. Where such shares are subsequently sold or reissued, any consideration received, net of any directly attributable incremental transaction costs and the related income tax effects, is included in equity attributable to the Parent Company's stockholders.

Deposit for Future Subscriptions

This pertains to the amount of cash and advances from stockholders as payment for future issuance of stocks. This is classified as an equity instrument when the Group will deliver a fixed number of its own equity instruments in exchange for a fixed amount of cash or another financial asset. Otherwise, it is classified under noncurrent liabilities.

Deficit

Deficit represents accumulated losses of the Group. A "deficit" is not an asset but a deduction from equity.

OCI

OCI comprises items of income and expense (including items previously presented under the consolidated statement of changes in equity) that are not recognized in the profit or loss for the year in accordance with PFRSs.

Earnings (Loss) Per Share

Basic earnings (loss) per share amounts are calculated by dividing the net income (loss) attributable to ordinary equity holders of the Parent Company by the weighted average number of ordinary shares outstanding, adjusted for any stock dividends declared and stock rights during the year.

Diluted earnings (loss) per share amounts are calculated by dividing the net income (loss) attributable to ordinary equity holders of the Parent Company by the weighted average number of ordinary shares outstanding, adjusted for any stock dividends declared during the year plus weighted average number of ordinary shares that would be issued on the conversion of all the dilutive ordinary shares into ordinary shares. The Group has no dilutive potential common shares as at December 31, 2020, 2019 and 2018.

Leases

Determination of Whether an Arrangement Contains a Lease

The Group assesses at contract inception, all arrangements to determine whether they are, or contain, a lease. That is, if the contract conveys the right of control the use of an identified asset for a period of time in exchange for consideration.

Leases - Group as a Lessee

The Group applies a single recognition and measurement approach for all leases, except for short-term leases and leases of low-value assets. The Group recognizes lease liabilities to make lease payments and right-to-use assets representing the right to use the underlying assets.

Lease Liabilities

At the commencement date of the lease, the Group recognized lease liabilities measured the present value of lease payments to be made over the lease term. The lease payments include fixed payments (and in, some instances, in-substance fixed payments) less any lease incentives receivable, variable



lease payments that depend on an index or a rate, and amounts expected to be paid under residual value guarantees. The lease payments also include the exercise price of a purchase option reasonably certain to be exercised by the Group and payments of penalties for terminating the lease, if the lease term reflects the Group exercising the option to terminate.

In calculating the present value of lease payments, the Group uses its IBR at the lease commencement date if the interest rate implicit in the lease is not readily determinable. After the commencement date, the amount of lease liabilities is increased to reflect the accretion of interest and reduced for the lease payments made. In addition, the carrying amount of lease liabilities is remeasured if there is a modification, a change in the lease term, a change in the in-substance fixed lease payments or a change in the assessment of an option to purchase the underlying asset.

Short-term Leases and Leases of Low-value Assets

The Group applies the short-term lease recognition exemption to its short-term leases of equipment (i.e., those leases that have a lease term of 12 months or less from the commencement date and do not contain a purchase option). It also applies the lease of low-value assets recognition exemption to leases of office equipment that are considered to be low value. Lease payments on short-term leases and leases of low-value are recognized as expense on a straight-line basis over the lease term.

Employee Benefit

The net defined retirement benefits liability or asset is the aggregate of the present value of the defined benefit obligation at the end of the reporting period reduced by the fair value of plan assets (if any), adjusted for any effect of limiting a net defined benefit asset to the asset ceiling. The asset ceiling is the present value of any economic benefits available in the form of refunds from the plan or reductions in future contributions to the plan.

The cost of providing benefits under the defined benefit plans is actuarially determined using the projected unit credit method.

Defined benefit costs comprise the following:

- Service cost
- Net interest on the net defined retirement benefits liability or asset
- Remeasurements of net defined retirement benefits liability or asset

Service costs which include current service costs, past service costs and gains or losses on non-routine settlements are recognized as expense in profit or loss. Past service costs are recognized when plan amendment or curtailment occurs. These amounts are calculated periodically by independent qualified actuaries.

Net interest on the net defined retirement benefits liability or asset is the change during the period in the net defined retirement benefits liability or asset that arises from the passage of time which is determined by applying the discount rate based on government bonds to the net defined retirement benefits liability or asset. Net interest on the net defined retirement benefits liability or asset is recognized as expense or income in profit or loss.

Remeasurements comprising actuarial gains and losses, return on plan assets, and any change in the effect of the asset ceiling (excluding net interest on defined retirement benefits liability) are recognized immediately in OCI in the period in which they arise. Remeasurements are not reclassified to profit or loss in subsequent periods. Remeasurements recognized in OCI after the initial adoption of Revised PAS 19 are not closed to any other equity account and is shown as a separate item in equity under "Remeasurement gain (loss) on retirement benefits liability".



Plan assets are assets that are held by a long-term employee benefit fund or qualifying insurance policies. Plan assets are not available to the creditors of the Group, nor can they be paid directly to the Group. Fair value of plan assets is based on market price information. When no market price is available, the fair value of plan assets is estimated by discounting expected future cash flows using a discount rate that reflects both the risk associated with the plan assets and the maturity or expected disposal date of those assets (or, if they have no maturity, the expected period until the settlement of the related obligations). If the fair value of the plan assets is higher than the present value of the defined retirement benefits liability, the measurement of the resulting defined benefit asset is limited to the present value of economic benefits available in the form of refunds from the plan or reductions in future contributions to the plan.

The Group's right to be reimbursed of some or all of the expenditure required to settle a defined retirement benefits liability is recognized as a separate asset at fair value when and only when reimbursement is virtually certain.

Termination Benefit

Termination benefits are employee benefits provided in exchange for the termination of an employee's employment as a result of either an entity's decision to terminate an employee's employment before the normal retirement date or an employee's decision to accept an offer of benefits in exchange for the termination of employment.

A liability and expense for a termination benefit is recognized at the earlier of when the entity can no longer withdraw the offer of those benefits and when the entity recognizes related restructuring costs. Initial recognition and subsequent changes to termination benefits are measured in accordance with the nature of the employee benefit, as either post-employment benefits, short-term employee benefits, or other long-term employee benefits.

Employee Leave Entitlement

Employee entitlements to annual leave are recognized as a liability when they are accrued to the employees. The undiscounted liability for leave expected to be settled wholly before 12 months after the end of the annual reporting period is recognized for services rendered by employees up to the end of the reporting period.

Foreign Currency Transactions

Transactions in foreign currencies are initially recorded using the exchange rate at the date of the transaction qualifies for recognition. Monetary assets and liabilities denominated in foreign currencies are translated using the closing rate of exchange at the end of the reporting period. All differences are taken to the consolidated statement of comprehensive income.

Non-monetary items that are measured at historical cost in a foreign currency are translated using the exchange rates at the dates of the initial transaction. Non-monetary items measured at fair value in a foreign currency are translated using the exchange rates at the date when the fair value was determined.

Income Taxes

Current Income Tax

Current income tax assets and liabilities for the current and prior periods are measured at the amount expected to be recovered from or paid to the taxation authority. The tax rates and tax laws used to compute the amount are those that have been enacted or substantively enacted as at the end of the reporting period.

Current income tax relating to items recognized directly in OCI or equity is recognized in OCI or equity and not in profit or loss. Management periodically evaluates positions taken in the tax returns with



respect to situations where applicable tax regulations are subject to interpretation and establishes provisions where appropriate.

Deferred Income Tax

Deferred income tax is provided, using the balance sheet method, on all temporary differences at the end of the reporting period between the tax bases of assets and liabilities and their carrying amounts for financial reporting purposes.

Deferred tax liabilities are recognized for all taxable temporary differences, except:

- When the deferred tax liability arises from the initial recognition of goodwill or an asset or liability in a transaction that is not a business combination and, at the time of the transaction, affects neither the accounting profit nor taxable profit or loss; and
- In respect of taxable temporary differences associated with investments in subsidiaries, associates and interests in joint ventures, where the timing of the reversal of the temporary differences can be controlled by the parent and it is probable that the temporary differences will not reverse in the foreseeable future.

Deferred tax assets are recognized for all deductible temporary differences, carry-forward of unused tax credits and unused tax losses, to the extent that it is probable that sufficient future taxable profit will be available against which the deductible temporary differences, and the carry-forward of unused tax credits and unused tax losses can be utilized, except:

- Where the deferred tax asset relating to the deductible temporary difference arises from the initial recognition of an asset or liability in a transaction that is not a business combination and, at the time of the transaction, affects neither the accounting profit nor taxable profit or loss; and
- In respect of deductible temporary differences associated with investments in subsidiaries, associates and interests in joint ventures, deferred tax assets are recognized only to the extent that it is probable that the temporary differences will reverse in the foreseeable future and taxable profit will be available against which the temporary differences can be utilized.

The carrying amount of deferred tax assets is reviewed at the end each reporting period and reduced to the extent that it is no longer probable that sufficient future taxable profit will be available to allow all or part of the deferred tax asset to be utilized. Unrecognized deferred tax assets are reassessed at each reporting period and are recognized to the extent that it has become probable that sufficient future taxable profit will allow the deferred tax asset to be recovered.

Deferred tax assets and liabilities are measured at the tax rate that is expected to apply to the year when the asset is realized or the liability is settled, based on tax rates (and tax laws) that have been enacted or substantively enacted by the end of the reporting period.

Deferred income tax relating to items recognized in OCI or equity is recognized in OCI or equity and not in profit or loss.

Deferred tax assets and deferred tax liabilities are offset, if a legally enforceable right exists to set off current income tax assets against current tax liabilities and the deferred income taxes relate to the same taxable entity and the same taxation authority.

Dividend Distribution

Dividend distribution to the Parent Company's stockholders and NCI is recognized as a liability in the consolidated financial statements in the period in which the dividends are approved or declared by the Parent Company's BOD.



Contingencies

Contingent liabilities are not recognized in the consolidated financial statements. These are disclosed unless the possibility of an outflow of resources embodying economic benefits is remote. Contingent assets are not recognized in the consolidated financial statements but disclosed when an inflow of economic benefits is probable. Contingencies, if it has become virtually certain that an inflow of economic benefits will arise, the asset and the related income are recognized in the consolidated financial statements.

Events After the End of the Reporting Period

Events after the end of the reporting period that provide additional information about the Group's financial position at the end of the reporting period (adjusting events) are reflected in the consolidated financial statements. Events after the end of the reporting period that are not adjusting events are disclosed when material to the consolidated financial statements.

3. Summary of Significant Accounting Judgments, Estimates and Assumptions

The preparation of the Group's consolidated financial statements requires management to make judgments, estimates and assumptions that affect the reported amounts of assets, liabilities, income and expenses, and the disclosure of contingent assets and contingent liabilities. Future events may occur which will cause the judgments assumptions used in arriving at the estimates to change. The effects of any change in judgments and estimates are reflected in the consolidated financial statements as they become reasonably determinable.

Judgments, estimates and assumptions are continually evaluated and are based on historical experience and other factors, including expectations of future events that are believed to be reasonable under the circumstances. However, actual outcome can differ from these estimates.

Judgments

In the process of applying the Group's accounting policies, management has made the following judgments, apart from those involving estimations, which have the most significant effect on the amounts recognized in the consolidated financial statements.

Mine Exploration Costs

The application of the Group's accounting policy for exploration and evaluation expenditure requires judgment in determining whether it is likely that future economic benefits are likely either from future exploitation or sale or where activities have not reached a stage which permits a reasonable assessment of the existence of reserves. The determination of a resource is itself an estimation process that requires varying degrees of uncertainty depending on sub-classification and these estimates directly impact the point of deferral of exploration and evaluation expenditure. The deferral policy requires management to make certain estimates and assumptions about future events or circumstances, in particular whether an economically viable extraction operation can be established. Estimates and assumptions made may change if new information becomes available.

If, after expenditure is capitalized, information becomes available suggesting that the recovery of expenditure is unlikely, the amount capitalized is written off in profit or loss in the period when the new information becomes available. Mine exploration costs amounted to ₱6,969,680 and ₱6,908,369 as at December 31, 2022 and 2021, respectively (see Note 12).

Assessing Recoverability of Mine Exploration Costs

Mineral property acquisition costs are capitalized until the viability of the mineral interest is determined. Exploration, evaluation and pre-feasibility costs are charged to "Mine exploration costs"



until such time as it has been determined that a property has economically recoverable reserves, in which case subsequent exploration costs and the costs incurred to develop a property are capitalized to mine and mining properties. The Group reviews the carrying values of its mineral property interests whenever events or changes in circumstances indicate that their carrying values may exceed their estimated net recoverable amounts. Mine exploration costs amounted to ₱6,969,680 and ₱6,908,369 as at December 31, 2022 and 2021, respectively (see Note 12).

As at December 31, 2022 and 2021, mine exploration costs transferred to mine and mining properties amounted to nil (see Note 12).

Assessing Impairment on Property, Plant and Equipment and Other Nonfinancial Assets

The Group assesses impairment on property, plant and equipment and other nonfinancial assets whenever events or changes in circumstances indicate that the carrying amount of an asset may not be recoverable.

The factors that the Group considers important which could trigger an impairment review include the following:

- Significant underperformance relative to expected historical or projected future operating results;
- Significant changes in the manner of use of the acquired assets or the strategy for overall business; and
- Significant negative industry or economic trends.

In determining the present value of estimated future cash flows expected to be generated from the continued use of the assets, the Group is required to make estimates and assumptions such as commodity prices, discount rates and foreign currency exchange rates that can materially affect the consolidated financial statements. Commodity prices and foreign exchange rates are based on the current and forecasts in different banks. Discount rate estimate is computed using the weighted average cost of capital.

An impairment loss would be recognized whenever evidence exists that the recoverable amount is less than the carrying amount. For purposes of assessing impairment, assets are grouped at the lowest levels for which there are separately identifiable cash flows.

The recoverable amount of the asset is determined as the higher of its fair value less costs to sell and value in use. Fair value less costs to sell is determined as the amount that would be obtained from the sale of the asset in an arm's-length transaction between knowledgeable and willing parties, net of direct costs of selling the asset. When value in use has been undertaken, fair value is estimated by discounting the expected future cash flows using a discount factor that reflects the market rate for a term consistent with the period of expected cash flows.

The aggregate net book values of property, plant and equipment amounted to ₱6,293,417 and ₱6,379,069 as at December 31, 2022 and 2021, respectively (see Note 9).

The carrying amount of other nonfinancial assets, which includes advances to officers and employees, advances to suppliers and contractors, other current assets and other noncurrent assets amounted to ₱1,059,464 and ₱1,359,045 as at December 31, 2022 and 2021, respectively.

Assessing Existence of Significant Influence

In assessing whether significant influence still exists, the Group considered not only its percentage ownership but other factors such as the board seat representations it has in the associate's governing body, its interchange of managerial personnel with the associate, and material transactions between the Group and its investee, among others.



As at December 31, 2022 and 2021, the Group assessed that it has significant influence over DMTC and MMC and has accounted for the investments as associates (see Note 11).

Assessing Recoverability of Deferred Tax Assets

The Group reviews the carrying amounts of deferred tax assets at the end of the reporting period and reduces the amounts to the extent that it is no longer probable that sufficient future taxable profit and taxable temporary timing differences will be available to allow all or part of the deferred income tax assets to be utilized.

The Group has deferred tax assets amounting to ₱292,405 and ₱312,209 as at December 31, 2022 and 2021, respectively (see Note 18). No deferred tax assets were recognized for temporary differences amounting to ₱1,722,111 and ₱1,967,651 as at December 31, 2022 and 2021, respectively, since there is no assurance that the Group will generate sufficient future taxable income to allow all or part of its deferred tax assets to be utilized (see Note 18).

Assessing the business models of financial assets

The Group manages its financial assets based on a business model that maintains adequate level of financial assets to match expected cash outflows.

The Group's business model can be to hold financial assets to collect contractual cash flows even when sales of certain financial assets occur.

Determining stage of impairment of financial assets

At each reporting date, the Group assesses whether there has been a significant increase in credit risk for financial assets since initial recognition by comparing the risk of default occurring over the expected life between the reporting date and the date of initial recognition. The Group considers reasonable and supportable information that is relevant and available without undue cost or effort for this purpose. This includes quantitative and qualitative information and forward-looking analysis. Quantitative criteria may include downgrade in investment grade, defaulted assets, counterparties with objective evidence of impairment. A significant increase in credit risk is also presumed if a debtor is more than 90 days past due in making a contractual payment. Qualitative criteria may include significant adverse changes in business, financial or economic conditions in which the counterparty operates, actual or expected restructuring.

Exposures that have not deteriorated significantly since origination, or where the deterioration remains within the Group's investment grade criteria are considered to have a low credit risk. The provision for credit losses for these financial assets is based on a 12-month ECL.

An exposure will migrate through the ECL stages as asset quality deteriorates. If, in a subsequent period, asset quality improves and also reverses any previously assessed significant increase in credit risk since origination, then the loss allowance measurement reverts from lifetime ECL to 12-months ECL.

Significant increase in credit risk

In assessing whether the credit risk on a financial instrument has increased significantly since initial recognition, the Group compares the risk of a default occurring on the financial instrument as at the reporting date with the risk of a default occurring on the financial instrument as at the date of initial recognition. In making this assessment, the Group considers both quantitative and qualitative information that is reasonable and supportable, including historical experience and forward-looking information that is available without undue cost or effort. Forward-looking information considered includes the future prospects of the industries in which the Group's debtors operate, information obtained from economic expert reports, financial analysts, governmental bodies, relevant think-tanks



and other similar organizations, as well as consideration of various external sources of actual and forecast economic information that relate to the Group's core operations.

In particular, the following information is taken into account when assessing whether credit risk has increased significantly since initial recognition:

- an actual or expected significant deterioration in the financial instrument's external (if available) or internal credit rating;
- existing or forecast adverse changes in business, financial or economic conditions that are expected to cause a significant decrease in the debtor's ability to meet its debt obligations;
- an actual or expected significant deterioration in the operating results of the debtor; or
- an actual or expected significant adverse change in the regulatory, economic, or technological environment of the debtor that results in a significant decrease in the debtor's ability to meet its debt obligations.

Irrespective of the outcome of the above assessment, the Group presumes that the credit risk on a financial asset has increased significantly since initial recognition when contractual payments are more than 30 days past due, unless the Group has reasonable and supportable information that demonstrates otherwise.

Despite the foregoing, the Group assumes that the credit risk on a financial instrument has not increased significantly since initial recognition if the financial instrument is determined to have low credit risk at the reporting date. A financial instrument is determined to have low credit risk if i) the financial instrument has a low risk of default, ii) the borrower has a strong capacity to meet its contractual cash flow obligations in the near term and iii) adverse changes in economic and business conditions in the longer term may, but will not necessarily, reduce the ability of the borrower to fulfil its contractual cash flow obligations. The Group considers a financial asset to have low credit risk when it has an internal or external credit rating of "investment grade" as per globally understood definition.

The Group regularly monitors the effectiveness of the criteria used to identify whether there has been a significant increase in credit risk and revises them as appropriate to ensure that the criteria are capable of identifying significant increase in credit risk before the amount becomes past due.

Estimates and Assumptions

The consolidated financial statements prepared in accordance with PFRSs require management to make estimates and assumptions that affect amounts reported in the consolidated financial statements and related notes. The estimates and assumptions used in the consolidated financial statements are based upon management's evaluation of relevant facts and circumstances as of the date of the consolidated financial statements. Actual results could differ from such estimates.

Revenue Recognition

The Group recognizes revenue from sale of bullion and concentrate at the time these are produced and shipped to buyer smelters, respectively. Revenue is measured based on shipment value based on quoted metal prices in the London Bullion Market and London Market Exchange or Shanghai Gold Exchange, and weight and assay for metal content net of smelting and treatment charges. Provisional shipment values up to 98% bullion and up to 100% concentrate while the remaining balance is collected upon determination of the final shipment value based on final weights and assays for metal content and prices during the applicable QP less deduction for smelting and treatment charges. Total recognized revenue relating to sale of metals amounted to ₱1,851,172, ₱1,576,683 and ₱1,456,484, net of smelting and treatment charges of ₱4,017, ₱3,381 and ₱36,183, in 2022, 2021 and 2020, respectively (see Note 29).



Estimating Ore Reserves and Resources

Mineral reserves and resources estimates for development projects are, to a large extent, based on the interpretation of geological data obtained from drill holes and other sampling techniques and feasibility studies which derive estimates of costs based upon anticipated tonnage and grades of ores to be mined and processed, the configuration of the ore body, expected recovery rates from the ore, estimated operating costs, estimated climatic conditions and other factors. Proven reserve estimates are attributed to future development projects only where there is a significant commitment to project funding and extraction and for which applicable governmental and regulatory approvals have been secured or are reasonably certain to be secured. All proven reserve estimates are subject to revision, either upward or downward, based on new information, such as from block grading and production activities or from changes in economic factors including product prices, contract terms or development plans.

Estimates of reserves for undeveloped or partially developed areas are subject to greater uncertainty over their future life than estimates of reserves for areas that are substantially developed and depleted. As an area goes into production, the amount of proven reserves will be subject to future revision once additional information becomes available. As those areas are further developed, new information may lead to revisions. The estimated recoverable reserves are used in the calculation of depletion, depreciation, amortization and testing for impairment, the assessment of life of mine, and forecasting the timing of the payment of provision for mine rehabilitation and decommissioning.

In accordance with its policy, the Group reviews the estimated resources and reserves on an ongoing basis. This review indicated that a portion of resource were part of the ore extracted in prior year. As a result, effective January 1, 2019, the Group added a portion of resources expected to be converted into reserves in the calculation of depletion. As at December 31, 2022 and 2021, mine and mining properties presented under property, plant and equipment amounted to ₱5,012,441 and ₱5,069,229, respectively (see Note 9).

Estimating Allowance for Inventory Obsolescence

Parts and supplies inventories, which are used in the Group's operations and mine products, are stated at the lower of cost or NRV. Allowance for inventory obsolescence is established when there is evidence that the equipment where the parts and supplies were originally purchased for are no longer in service. Materials which are non-moving or have become unusable are priced at their recoverable amount. The selling price estimation of mine products is based on the London Bullion Market Association, which also represents an active market for the product. Any changes in the assay for metal content of the mine products is accounted for and adjusted accordingly.

Inventories carried at lower of cost or NRV, amounted to ₱587,494 and ₱593,500 as at December 31, 2022 and 2021, respectively (see Note 6).

Estimating Impairment of Investments in and Advances to Associates

The Group assesses whether there are any indicators of impairment for investments in and advances to associates at the end of the reporting period. These assets are reviewed for impairment whenever events or changes in circumstances indicate that the carrying amount may not be recoverable. If any such indication exists and where the carrying value exceeds the estimated recoverable amount, the investment is written down to its recoverable amount.

Provision for impairment of investment in associates amounted to ₱7,359 has been recognized in 2022 and 2021. Investments in and advances to associates amounted to ₱452,373 and ₱469,571 as at December 31, 2022 and 2021, respectively (see Note 11).



Estimation of Allowance for Impairment of Financial Assets

Provision for ECL for Cash, Trade Receivables (not subject to provisional pricing), Nontrade Receivables, Financial Assets Designated at FVOCI, and MRFs under “Other noncurrent assets”

The Group uses a provision matrix to calculate ECLs for trade receivables not subject to provisional pricing. The provision rates are based on days past due for groupings of various customer segments that have similar loss patterns (e.g., by geography, product type, customer type and/or rating, and coverage by letters of credit and other forms of credit insurance).

The provision matrix is initially based on the Group’s historical observed default rates. The Group will calibrate the matrix to adjust the historical credit loss experience with forward-looking information. For instance, if forecast economic conditions are expected to deteriorate over the next year, which can lead to an increased number of defaults, the historical default rates are adjusted. At every reporting date, the historical observed default rates are updated and changes in the forward-looking estimates are analyzed.

The assessment of the correlation between historical observed default rates, forecast economic conditions and ECLs is a significant estimate. The amount of ECLs is sensitive to changes in circumstances and of forecast economic conditions. The Group’s historical credit loss experience and forecast of economic conditions may also not be representative of customer’s actual default in the future.

The Group measures its ECL on cash, nontrade receivables, financial assets designated at FVOCI, and MRFs under “Other noncurrent assets” in a way that reflects an unbiased and probability-weighted amount determined by evaluating a range of possible outcomes and the time value of money. In measuring ECL, the Group consider whether there is a significant increase in credit risk. The Group uses an ECL model that considers the Probability of Default (PD), Loss Given Default (LGD) and Exposure at Default (EAD). In estimating the ECL, the Group uses all available information in measuring ECL, such as available credit rating of the instruments and the debtor, default assessment on the debtor, and history of experience with the debtor. A forward-looking information, such as interest rate, inflation rate and changes in the gross domestic product, is incorporated and its relationship with the credit loss is analyzed at each reporting date.

The correlation of forecast economic conditions and ECL is a significant estimate. The amount of ECLs is sensitive to changes in circumstances and of forecast economic conditions. The Group’s forecast of economic conditions may also not be representative of the debtor’s actual default in the future.

As at December 31, 2022 and 2021, total financial assets of the Group amounted to ₱164,056 and ₱175,321, respectively. Allowance for ECL on financial assets amounted to ₱18,911 and ₱18,398 as at December 31, 2022 and 2021, respectively.

Inputs, assumptions and estimation techniques

The ECL is measured on either a 12-month or lifetime basis depending on whether there is a significant increase in credit risk or whether an asset is considered to be credit-impaired. The ECL model considers the PD, LGD, and EAD, defined as follows:

- *Probability of default*

The PD represents the likelihood of a customer defaulting on its financial obligation, either over the next 12 months, or over the remaining life of the obligation. PD estimates are estimates at a certain date, which are calculated based on statistical rating models, and assessed using rating tools tailored to the various categories of counterparties and exposures. These statistical models are based on internally compiled data comprising both quantitative and qualitative factors. Where it is



available, market data may also be used to derive the PD for large corporate counterparties. If a counterparty or exposure migrates between rating classes, then this will lead to a change in the estimate of the associated PD. PDs are estimated considering the contractual maturities of exposures and estimated prepayment rates.

The 12-months and lifetime PD represent the expected point-in-time probability of a default over the next 12 months and remaining lifetime of the financial instrument, respectively, based on conditions existing at the balance sheet date and future economic conditions that affect credit risk.

- *Loss given default*

Loss Given Default represents the Group's expectation of the extent of loss on a defaulted exposure, taking into account the mitigating effect of collateral, its expected value when realized and the time value of money. LGD varies by type of counterparty, type of seniority of claim and availability of collateral or other credit support. LGD is expressed as a percentage loss per unit of exposure at the time of default (EAD). LGD is calculated on a 12-month or lifetime basis, where 12-month LGD is the percentage of loss expected to be made if the default occurs in the next 12 months and lifetime LGD is the percentage of loss expected to be made if the default occurs over the remaining expected lifetime of the loan.

- *Exposure at default*

EAD is based on the amounts the Group expects to be owed at the time of default, over the next 12 months or over the remaining lifetime. For example, for a revolving commitment, the Group includes the current drawn balance plus any further amount that is expected to be drawn up to the current contractual limit by the time of default, should it occur.

The ECL is determined by projecting the PD, LGD, and EAD for each future month and for each individual exposure or collective segment. These three components are multiplied together and adjusted for the likelihood of survival (i.e. the exposure has not prepaid or defaulted in an earlier month). This effectively calculates an ECL for each future month, which is then discounted back to the reporting date and summed. The discount rate used in the ECL calculation is the original EIR or an approximation thereof.

The lifetime PD is developed by applying a maturity profile to the current 12-month PD. The maturity profile looks at how defaults develop on a portfolio from the point of initial recognition throughout the lifetime of the loans. The maturity profile is based on historical observed data and is assumed to be the same across all assets within a portfolio and credit grade band. This is supported by historical analysis.

The 12-month and lifetime EADs are determined based on the contractual repayments owed by the customer. Early repayment/refinance assumptions, when allowed, are also incorporated into the calculation.

There have been no significant changes in estimation techniques or significant assumptions made during the reporting period December 31, 2022 and 2021.

Incorporation of forward-looking information

The Group incorporates forward-looking information into both its assessment of whether the credit risk of an instrument has increased significantly since its initial recognition and its measurement of ECL. The Group has identified and documented key drivers of credit risk and credit losses of each financial instruments and, using an analysis of historical data, has estimated relationships between macro-economic variables identified and credit risk and credit losses. Predicted relationship between the key indicators and default and loss rates on financial assets have been developed based on analyzing historical data.



Leases - Estimating IBR

The Group cannot readily determine the interest rate implicit in the lease, therefore, it uses its IBR to measure lease liabilities. The IBR is the rate of interest that the Group would have to pay to borrow over a similar term, and with a similar security, the funds necessary to obtain an asset of a similar value to the right-of-use asset in a similar economic environment. The IBR therefore reflects what the Group 'would have to pay', which requires estimation when no observable rates are available (such as for subsidiaries that do not enter into financing transactions) or when they need to be adjusted to reflect the terms and conditions of the lease (for example, when leases are not in the subsidiary's functional currency). The Group estimates the IBR using observable inputs (such as market interest rates) when available and is required to make certain entity-specific estimates (such as the subsidiary's stand-alone credit rating). The Group's lease liabilities amounted ₱10,049 and ₱13,350 as of December 31, 2022 and 2021, respectively (see Note 30g).

Estimation of Retirement Benefit Expense

The cost of defined retirement obligation as well as the present value of the defined benefit obligation are determined using actuarial valuations. The actuarial valuation involves making various assumptions. These include the determination of the discount rates, expected rates of return on assets, future salary increases, mortality rates and future retirement increases. Due to the complexity of the valuation, the underlying assumptions and its long-term nature, defined benefit obligation are highly sensitive to changes in these assumptions. All assumptions are reviewed at each end of the reporting period. As at December 31, 2022 and 2021, the retirement benefits liability of the Group amounted to ₱1,042,173 and ₱1,314,226, respectively. Net retirement costs amounted to ₱ 110,650, ₱106,901 and ₱101,921 in 2022, 2021 and 2020, respectively (see Note 17).

In determining the appropriate discount rate, management considers the interest rates of government bonds that are denominated in the currency in which the benefits will be paid, with extrapolated maturities corresponding to the expected duration of the defined benefit obligation. Further details about the assumptions used are provided in Note 17.

Estimating Liability for Mine Rehabilitation Cost

The ultimate cost of mine rehabilitation and decommissioning is uncertain and cost estimates can vary in response to many factors including changes to the relevant legal requirements, the emergence of new restoration techniques or experience. The expected timing of expenditure can also change, for example in response to changes in ore reserves or production rates. As a result, there could be significant adjustments to the provision for mine rehabilitation and decommissioning, which would affect future financial results.

The provision for mine rehabilitation and decommissioning costs is based on estimated future costs using information available at the end of the reporting period. To the extent the actual costs differ from these estimates, adjustments will be recorded and, the profit or loss may be impacted. As at December 31, 2022 and 2021, liability for mine rehabilitation cost amounted to ₱11,490 and ₱14,476, respectively (see Note 16).

Estimating Fair Values of Financial Assets and Liabilities

PFRSs require that certain financial assets and liabilities be carried at fair value, which requires the use of accounting judgment and estimates. While significant components of fair value measurement are determined using verifiable objective evidence (e.g. foreign exchange rates, interest rates, volatility rates), the timing and amount of changes in fair value would differ with the valuation methodology used. Any change in the fair value of these financial assets and liabilities would directly affect the consolidated statement of comprehensive income.



The carrying values and corresponding fair values of financial assets and financial liabilities as well as the manner, in which fair values were determined are discussed (see Note 31).

Estimating Contingencies

By their nature, contingencies will only be resolved when one or more future events occur or fail to occur. The assessment of contingencies inherently involves the exercise of significant judgment and estimates of the outcome of future events (see Note 30).

4. Cash

	2022	2021
Cash on hand	₱4,248	₱2,513
Cash in banks	49,342	33,141
	₱53,590	₱35,654

Cash in banks earn interest at the respective bank deposit rates.

Interest income earned from cash in banks amounted to ₱38, ₱56 and ₱102 in 2022, 2021 and 2020, respectively (see Note 28).

The Group has United States dollar (US\$)-denominated cash in banks amounting to US\$31 and US\$52 as at December 31, 2022 and 2021, respectively (see Note 31).

5. Receivables

	2022	2021
Trade	₱45,612	₱89,880
Nontrade	19,691	13,602
Officers and employees	14,849	2,885
Receivable from stockholders and related parties	17,508	337
	97,660	106,704
Less allowance for expected credit losses	18,911	18,398
	₱78,749	₱88,306

Trade receivables include the Group's receivables arising from its shipments of gold, silver and concentrate to refinery and smelter customer under the Refining Agreements (RA; see Note 29) and receivables from third party customers for drilling, hauling and rental services.

Nontrade receivables comprise mainly of receivables from related parties and other third parties, while receivables from officers and employees pertain to cash advances made by employees for the operations of the Group subject for liquidation. Unliquidated receivables from officers and employees are collectible on demand or considered as salary deduction.

Trade, nontrade and receivables from officers and employees are noninterest-bearing and are generally collectible on demand.

Provision for expected credit losses on receivables amounting to 535, nil and nil were recognized by the Group in 2022, 2021 and 2020, respectively.



Movements of allowance for expected credit losses are as follows:

	2022	2021
Balance at beginning of year		
Trade	₱18,012	₱18,441
Nontrade	386	514
Provision	535	–
Effect of forex revaluation adjustment	–	(557)
Write-off	(22)	–
Balance at end of year	₱18,911	₱18,398

The Group has US\$-denominated trade receivables amounting to US\$150 and US\$1,116 as at December 31, 2022 and 2021, respectively (see Note 31).

6. Inventories

	2022	2021
Parts and supplies:		
At NRV	₱527,260	₱593,417
At cost	83	83
Mine products at cost	60,151	–
	₱587,494	₱593,500

Parts and supplies on hand include materials and supplies stored in Metro Manila, Bulacan, Mankayan and Leyte. Cost of parts and supplies on hand amounted to ₱573,289 and ₱636,602 as at December 31, 2022 and 2021, respectively.

Mine products inventory includes gold dore inventory stored in the Lepanto Mining Division located at Mankayan, Benguet. This inventory forms part of the following year's sales and are therefore shipped subsequently.

Movements in allowance for inventory obsolescence on parts and supplies on hand as at December 31, 2022 and 2021 are as follows:

	2022	2021
Balance at beginning of year	₱43,102	₱41,473
Provision	5,186	1,629
Reversal	(2,342)	–
Balance at end of year	₱45,946	₱43,102

The Group recognized a provision for allowance for inventory obsolescence amounting to ₱5,186 and ₱1,629 in 2022 and 2021, respectively.

Parts and supplies inventories charged to profit and loss under "Consumables and supplies" account amounted to ₱533,084, ₱453,976 and ₱437,737 in 2022, 2021 and 2020, respectively (see Notes 22, 23, and 24).



7. Advances to Suppliers and Contractors

As at December 31, 2022 and 2021, the Group has advances to suppliers and contractors amounting to ₱56,384 and ₱295,123, respectively. These advances will be offset against future billings. Advances to suppliers and contractors are non-financial assets arising from advanced payments made by the Group to its suppliers and contractors before goods and services have been received or rendered. These are classified as current since these are expected to be offset against future short-term billings and are recognized in the books at the amounts initially paid.

Advances to suppliers and contractors are attributable to contracts generally requiring advance payments. Amounts deposited will be applied as part of the full payment of the contract price upon completion of the contract.

8. Other Current Assets

	2022	2021
Input VAT	₱453,196	₱385,413
Prepaid expenses	15,273	127,514
Deferred costs	8,539	20,478
Deposits	333	333
	₱477,341	₱533,738

By virtue of Revenue Memorandum Order 9-2000 dated March 29, 2000, all sales of goods, property and services made by a VAT-registered person to the Parent Company, being a 100% exporter, are automatically zero-rated for VAT purposes effective August 8, 2001. The passage of Republic Act No. 11534, or the CREATE Act, with effectivity date on 11 April 2021, however amended the VAT treatment of transactions and expressly provided that only those goods and services that are directly and exclusively used in the registered project or activity of registered business enterprises qualify as zero-rated VAT local purchases.

Input VAT represents VAT paid on purchases of applicable goods and services, net of output tax, which can be claimed for refund or recovered as tax credit against certain future tax liability of the Group upon approval by the BIR and/or the Philippine Bureau of Customs.

Prepaid expenses include advance payments for taxes, insurance, rent and other services and costs incurred under operating development drives.

Deferred costs represent withdrawals of tubing to be used in drilling operations. Costs of which is amortized based on meters drilled.

Deposits are payment to suppliers and contractors before goods or services has been received or rendered.



9. Property, Plant and Equipment

	2022						
	Mine and mining properties	Buildings and improvements	Plant, machinery, equipment and office furniture and fixtures	Land	Construction in-progress	Right-of-use assets– warehouse and building	Total
Cost:							
Balances at December 31, 2021	P12,107,769	P558,347	P3,143,275	P713,469	P161,022	P42,105	P16,725,987
Additions	201,299	5,731	77,420	–	145,042	4,495	433,987
Transfers	25,611	–	57,204	–	(82,815)	–	–
Retirements/disposals	–	(6,545)	(235,759)	(11,194)	–	(9,889)	(263,387)
Balances at end of year	12,334,679	557,533	3,042,140	702,275	223,249	36,711	16,,587
Accumulated depletion, depreciation and amortization:							
Balances at beginning of year	7,038,540	417,942	2,837,843	–	–	28,691	10,323,016
Depletion, depreciation and amortization	283,698	32,778	166,607	–	–	8,345	491,428
Retirement and disposals	–	(6,545)	(218,772)	–	–	(9,889)	(235,206)
Balances at end of year	7,322,238	444,175	2,785,678	–	–	27,147	10,579,238
Allowance for impairment:							
Balances at beginning and end of year	–	19,241	4,691	–	–	–	23,932
Net book values	P5,012,441	P94,117	P251,771	P702,275	P223,249	P9,564	P6,293,417



2021

	Mine and mining properties	Buildings and improvements	Plant, machinery, equipment and office furniture and fixtures	Land	Construction in-progress	Right-of-use assets– warehouse and building	Total
Cost:							
Balances at December 31, 2020	₱12,080,127	₱556,936	₱3,067,641	₱713,469	₱159,271	₱24,907	₱16,602,351
Additions	130,258	1,542	106,645	–	45,649	17,198	301,292
Transfers	(1,795)	–	45,693	–	(43,898)	–	–
Adjustment to capitalized cost of mine rehabilitation and decommissioning (Note 16)	(100,821)	–	–	–	–	–	(100,821)
Retirements/disposals	–	(132)	(76,703)	–	–	–	(76,835)
Balances at end of year	12,107,769	558,346	3,143,276	713,469	161,022	42,105	16,725,987
Accumulated depletion, depreciation and amortization:							
Balances at beginning of year	6,764,971	384,349	2,753,773	–	–	18,772	9,921,865
Depletion, depreciation and amortization	273,569	33,725	153,160	–	–	9,919	470,373
Retirement and disposals	–	(132)	(69,090)	–	–	–	(69,222)
Balances at end of year	7,038,540	417,942	2,837,843	–	–	28,691	10,323,016
Allowance for impairment:							
Balances at beginning and end of year	–	19,241	4,691	–	–	–	23,932
Net book values	₱5,069,229	₱121,163	₱300,742	₱713,469	₱161,022	₱13,414	₱6,379,039



Prior to 2005, the Group adopted the revaluation model and engaged an independent firm of appraisers to determine the fair value of its land classified under “Property, plant and equipment” in the consolidated statement of financial position, which is equal to the amount in terms of money at which the property would exchange in the current real estate market, between willing parties both having knowledge of all relevant facts. The fair value was estimated using the market data approach, which is based on sales and listings of comparable property registered within the vicinity that considered factors such as location, size and shape of the properties.

In adopting the revaluation model, the Group applied the fair value as deemed cost exemption under PFRS 1, *First-time Adoption of PFRS*, to measure the Group’s land at fair value at January 1, 2004. In 2012, the Group closed out the revaluation increment amounting to ₱511,504 as at January 1, 2010 to retained earnings. The revaluation reserve pertains to the remaining deemed cost adjustment on its land when the Group transitioned to PFRSs in 2005 (see Note 30k).

The Parent Company re-estimated its mine rehabilitation and decommissioning obligation as at December 31, 2022 and 2021 based on latest cost estimates and discount rate resulting to reduction of nil and ₱100,821 in provision from mine rehabilitation and decommissioning under “Mine and mining properties” and a gain on remeasurement of mine rehabilitation liability amounting to ₱3,704 and ₱57,243, respectively (see Note 24). As a result of the updates in estimates, provision for mine rehabilitation and decommissioning capitalized under mine and mining properties amounted to nil as at December 31, 2022 and 2021. The rates used by the Parent Company in computing depletion are ₱694, ₱646 and ₱1,136 per ton in 2022, 2021 and 2020, respectively, as a result of the costs capitalized under “Mine and mining properties” for the development of the Victoria and Quartz Pyrite Gold (QPG) Project.

Certain machinery and equipment and drilling equipment under “Plant, machinery, equipment, and office furniture and fixtures” with total costs of around ₱641,064 were used as collateral for the Group’s short-term and long-term loans with a local bank (see Note 14).

Construction in-progress pertains to various mining operations requirements that undergo in-house constructions and fabrications in Mankayan. As at December 31, 2022 and 2021, the Group transferred construction in-progress amounting to ₱82,814 and ₱42,660, respectively, to mine and mining properties, and plant, machinery, equipment, office furniture and fixtures.

In August 2022, the Group sold 33,000 square meters parcel of land (sawmill lot) located in Pugo, Bauang La Union for a consideration of ₱33,000, inclusive of VAT and incurred expenses amounting to ₱961 relating to Registration of Transfer, Capital gains tax and others, resulting a gain of ₱17,309. Included in the sawmill lot sold are fully depreciated sawmill building and sawmill bailey bridge. Auxiliary of the lot sold was the Sawmill warehouse building plan which is amounting to ₱59 was retired since no future benefit is expected from the asset.

The Group subsequently disposed a field equipment with carrying amount of ₱16,928 for ₱31,657. As a result, the Group recognized a gain on disposal of property and equipment amounting to ₱14,729.

During 2022 and 2021, the Group recognized gain from the sales of fully depreciated land transportation equipment and machinery amounting ₱1,090 and ₱749, respectively.



10. Financial Assets Designated at FVOCI

As at December 31, 2022 and 2021, the financial assets designated at FVOCI consists of investments in:

	2022	2021
Quoted equity shares	₱42,752	₱31,552
Unquoted equity shares	3,894	3,894
	₱46,646	₱35,446

Movements in financial assets designated at FVOCI are as follows:

	2022	2021
Balance at beginning of year	₱35,446	₱67,915
Changes in fair values of financial assets designated at FVOCI	11,200	(24,738)
Disposals	-	(7,731)
Balance at end of year	₱46,646	₱35,446

The following table shows the movement on fair value reserves for financial assets designated at FVOCI shown as a separate component of equity.

	2022	2021
Balance at beginning of year	(₱67,882)	(₱35,390)
Changes in fair values of financial assets designated at FVOCI	4,922	(24,738)
Effect of dilution of investment in associate	3,618	-
Transfer of fair value reserve of financial assets designated at FVOCI to retained earnings	-	(7,754)
Balance at end of year	(₱59,342)	(₱67,882)

Investments in quoted equity shares pertain to investment in common shares of various local public companies and golf club shares.

Investments in unquoted equity shares pertain to investments in private local companies and therefore have no fixed maturity date or coupon rate.

Dividend income earned by the Group amounted to nil in 2022, 2021 and 2020.

The Parent Company executed a deed of assignment in favor of LCMC Employee Pension Plan ("the Plan") on December 22, 2016 covering 160,568,775 of 180,000,000 of its Prime Orion Philippines, Inc. (POPI; now known as Ayalaland Logistics Holdings Corp.) shares for a total consideration of ₱308,292.

The obligation to pay the balance of stocks subscriptions payable of ₱96,341 has been agreed and accepted by the Plan. In May 2019, the Parent Company paid its remaining stock subscriptions payable amounting to ₱11,443. There is no outstanding balance of stock subscription payable as at December 31, 2022 and 2021.

As at December 31, 2022, the Group has no intention to dispose its unquoted equity shares. The aggregate cost of these investments amounted to ₱38,261 as at December 31, 2022 and 2021.



11. Investments in and Advances to Associates

2022	DMTC	MMC	Total
Acquisition cost:			
Balances at beginning of year	₱11,800	₱427,380	₱439,180
Disposals	–	(9,823)	(9,823)
Dilution (Note 28)	–	(8,458)	(8,458)
Balances at end of year	₱11,800	₱409,099	₱420,899
Accumulated equity:			
Share in net earnings (loss):			
Balances at beginning of year	(₱1,687)	₱28,445	₱26,758
Equity in net loss	(60)	(2,699)	(2,759)
Share in OCI - FA at FVOCI	–	(323)	(323)
Share in OCI - RBO	–	(183)	(183)
Dilution	–	3,535	3,535
Balances at end of year	(₱1,747)	₱28,775	₱27,028
Allowance for impairment losses:			
Balances at beginning of year	(₱7,359)	₱–	(₱7,359)
Provision for impairment losses	–	–	–
Balances at end of year	(₱7,359)	₱–	(₱7,359)
Investments in associates	2,694	437,874	440,568
Advances to associate (Note 15)	–	11,805	11,805
	₱2,694	₱449,679	₱452,373
<hr/>			
2021	DMTC	MMC	Total
Acquisition cost:			
Balances at beginning of year	₱11,800	₱518,426	₱530,226
Disposals	–	(91,046)	(91,046)
Balances at end of year	₱11,800	₱427,380	₱439,180
Accumulated equity:			
Share in net earnings (loss):			
Balances at beginning of year	(₱1,620)	₱28,906	₱27,286
Equity in net loss	(67)	121	54
Share in OCI - FA at FVOCI	–	(282)	(282)
Share in OCI - RBO	–	(300)	(300)
Balances at end of year	(₱1,687)	₱28,445	₱26,758
Allowance for impairment losses:			
Balances at beginning of year	(₱7,359)	₱–	(₱7,359)
Provision for impairment losses	–	–	–
Balances at end of year	(₱7,359)	₱–	(₱7,359)
Investments in associates	2,754	455,825	458,579
Advances to associate (Note 15)	–	10,992	10,992
	₱2,754	₱466,817	₱469,571

Investment in MMC

The Group effectively has 13.37% and 16.47% ownership in MMC in 2022 and 2021 due to the increase in outstanding shares of MMC after its stock rights offering and sale of shares from its indirect party. Due to not meeting the presumption to demonstrate significant influence, the Group assessed that it has significant influence over MMC due to the following:

- (a) The Group has four out of nine board seats and three out of nine representations; and
- (b) The Group has at least nine executive officers and one managerial personnel serving as part of MMC's corporate management.



As at December 31, 2022, the fair value per share of MMC shares A and B amounted to ₱0.010 and ₱0.010, respectively. As at December 31, 2021, the fair value per share of MMC shares A and B amounted to ₱0.011 and ₱0.010. Fair market value of the investment in MMC amounted to ₱412,441 and ₱467,707 as at December 31, 2022 and 2021, respectively.

Investment in DMTC

The Group assessed that it has significant influence over DMTC due to the following:

- (a) The Group has ownership interest of 25.44% over its outstanding capital shares; and
- (b) The Group, through DDCP, has at least ₱15.1 million or 54.71% contribution in the total assets of the DMTC.

Provision for impairment of investment in associates amounting to nil were recognized by the Group in 2022 and 2021, respectively.

The Group measures the investments under the equity method and prepares financial statements for the same financial reporting period as the Group.

The following table illustrates summarized financial information of the Group's investments in associates:

2022	DMTC	MMC	Totals
Assets:			
Current assets	₱17,898	₱104,339	₱122,237
Noncurrent assets	107	3,337,822	3,337,929
Total assets	18,005	3,442,161	3,460,166
Liabilities:			
Current liabilities	7,444	139,371	146,815
Noncurrent liabilities	–	52,558	52,558
Total liabilities	7,444	191,929	199,373
Net assets	10,561	3,250,232	3,260,793
Proportion of ownership	25.44%	13.37%	
Share in identifiable net asset	2,687	434,556	437,243
Carrying amount of the investment	2,694	437,874	440,568
Notional goodwill	₱–	₱–	₱–
<hr/>			
2021	DMTC	MMC	Totals
Assets:			
Current assets	₱18,522	₱54,269	₱72,791
Noncurrent assets	107	3,129,584	3,129,691
Total assets	18,629	3,183,853	3,202,482
Liabilities:			
Current liabilities	7,802	212,369	220,171
Noncurrent liabilities	–	62,103	62,103
Total liabilities	7,802	274,472	282,274
Net assets	10,827	2,909,381	2,920,208
Proportion of ownership	25.44%	16.47%	
Share in identifiable net asset	2,754	479,175	481,929
Carrying amount of the investment	2,754	455,825	458,579
Notional goodwill	₱–	₱23,350	₱23,350



Net asset attributable to the equity holder of DMTC and MMC amounted to ₱2,687 and ₱2,754 and ₱434,556 and ₱479,175 as at December 31, 2022 and 2021, respectively.

2022	DMTC	MMC	Totals
Net sales	₱133	₱-	₱133
Cost of sales	(258)	-	(258)
Gross loss	(125)	-	(125)
Administrative and selling expenses	(110)	(15,806)	(15,916)
Other charges	-	(749)	(749)
Loss before income tax	(235)	(16,555)	(16,790)
Provision for income tax	-	(3,628)	(3,628)
Loss from continuing operations	(235)	(20,183)	(₱20,418)
Other comprehensive loss that will not be reclassified to profit or loss in subsequent periods, net of tax	-	(3,782)	(3,782)
Total comprehensive loss	(₱235)	(₱23,965)	(₱24,200)
Share in net loss	(₱60)	(₱3,205)	(₱3,265)
2021	DMTC	MMC	Totals
Net sales	₱173	₱-	₱173
Cost of sales	(264)	-	(264)
Gross loss	(91)	-	(91)
Administrative and selling expenses	(208)	(4,191)	(4,399)
Other income (charges)	36	(4,245)	(4,209)
Loss before income tax	(263)	(8,436)	(8,699)
Benefit from income tax	-	9,173	9,173
Income (loss) from continuing operations	(263)	737	474
Other comprehensive loss that will not be reclassified to profit or loss in subsequent periods, net of tax	-	(3,535)	(3,535)
Total comprehensive loss	(₱263)	(₱2,798)	(₱3,061)
Share in net loss	(₱67)	(₱461)	(₱528)

12. Mine Exploration Costs

	2022	2021
Balance at beginning of year	₱6,908,369	₱6,827,286
Additions	61,311	81,083
Balance at end of year	₱6,969,680	₱6,908,369

Pursuant to the agreement between Gold Fields Limited, FSGRI and the Parent Company, ongoing exploration and pre-development expenses are being incurred on the Far Southeast Project (see Note 30a).



Depreciation expense capitalized as part of mine exploration costs in 2022, 2021 and 2020 amounted to ₱13,791, ₱19,222 and ₱18,774, respectively.

No allowance for impairment losses on mine exploration costs was recognized in 2022 and 2021.

13. Trade and Other Payables

	2022	2021
Trade	₱703,487	₱831,974
Accrued expenses and other liabilities	1,821,091	1,568,048
Employee related expenses	48,063	69,516
Accrued utilities	50,144	61,953
Unclaimed dividends	26,693	26,693
Payable to regulatory authorities	43,828	113,147
Accrued production tax	24,927	16,390
Due to related parties (Note 15)	83,545	83,804
	₱2,801,778	₱2,771,525

Nature, terms and conditions of the Group's liabilities:

- Trade payables include import and local purchases of equipment and inventories such various parts and supplies used in the operations of the Group. These are non-interest bearing and are normally settled on 60 days' terms.
- Accrued expenses and other liabilities are noninterest-bearing and are normally settled on a 30 to 60 days' term. These include other operating expenses that are payable to various suppliers and contractors.
- Employee related expenses include unclaimed wages, accrued vacation and sick leave and accrued payroll. These are non-interest bearing and are payable in 30 days' term.
- Accrued utilities pertain to unpaid billings for power, communication, light and water charges. These are non-interest bearing and are normally settled within 30 to 90 days.
- Unclaimed dividends pertain to unpaid cash dividends declared by the Parent Company to its stockholders. These are non-interest bearing and are payable upon demand of the payee.
- Payable to regulatory agencies include withholding taxes and other government contributions related to employees of the Group. These are non-interest bearing and are normally remitted within 10 days from the close of each month.
- Accrued production taxes pertain to excise taxes on metal sales. These are non-interest bearing and are settled within 15 days after the end of each quarter.

Interest incurred on trust receipts amounted to nil in 2022 and 2021, and ₱11 in 2020 (see Note 27).

The Group has US\$-denominated trade and other payables amounting to US\$1,010 and US\$1,901 as at December 31, 2022 and 2021, respectively (see Note 31).



14. Short-term and Long-term Debt and Other Interest-bearing Liabilities

	2022	2021
Gold delivery agreement (US\$1,000 in 2022 and 2021)	₱55,755	₱50,999
Obtained loan from banks:		
Peso-denominated loans	184,407	124,371
US\$-denominated loans	-	1,271
Total borrowings	240,162	176,641
Less current portion of long-term borrowings	41,657	125,608
	₱198,505	₱51,033

Gold Delivery Agreement (GDA):

In December 1998, the Parent Company entered into a Loan and Hedging Facilities Agreement (the Agreement) with NM Rothschild & Sons (Australia) Ltd. (Rothschild) and Dresdner Bank AG (Dresdner) which provides for borrowings up to US\$30 million and hedging facility up to 300,000 ounces of gold as may be agreed upon by the parties up to December 2002. A minimum hedging amount of 250,000 ounces was imposed to secure the payment of the loan. The loan was intended to finance the working capital requirements of the Victoria Project (see Note 1).

The Agreement was first amended in 2000, and further amended in 2002 principally with respect to the repayment of the loan. The 2002 deed of amendment provides for the extension of the loan agreement up to September 2007. As at December 31, 2004, the loans obtained from Rothschild and Dresdner have been fully paid.

In accordance with the hedging facility, the Parent Company entered into various forward gold contracts with Rothschild and Dresdner (Lenders) which provide for the buying or selling of gold in fixed quantities at certain fixed prices for delivery in various maturity dates in the future. Any gains or losses on the forward sales contracts are recognized upon closing of the pertinent contracts.

On December 31, 2004, the Parent Company's forward gold contracts to sell 169,043 ounces of gold at an average price of US\$295 per ounce will mature on various dates in the future and are being rolled forward relative to the ongoing discussion with Lenders. These contracts had a negative mark-to-market valuation of US\$24 million based on the spot rate of US\$437 per ounce as at December 31, 2004.

The Parent Company does not recognize any derivative financial liability under the hedging contracts with Dresdner. After months of discussion and negotiations, the Parent Company and Dresdner agreed in December 2005 on a commercial resolution to their controversy which was formalized through a GDA that was signed on January 25, 2006. Under the GDA, a gold loan of about US\$14 million shall be repaid by way of minimum monthly installments starting from February 1, 2006 up to September 30, 2009 of the cash equivalent in US\$ of 200 ounces of gold computed at the spot price in the market and any remaining balance to be fully repaid by the final delivery on September 30, 2009. The Parent Company also has an option to settle by delivery of quantity of gold.

The GDA contains certain covenants, which include, among others, payment of interest, strict compliance with regulatory provisions regarding internal revenue taxes and environmental requirements, restrictions in the incurrence of indebtedness and certain derivative transactions, limitation in the disposal and transfer of assets and prohibitions in the purchase of issued shares, reduction in capital and issuance of shares other than for cash or make a distribution of assets or other capital to its stockholders.



As from September 28, 2010, the rights of Commerzbank AG (Commerzbank; formerly constituted as Dresdner Bank AG) under the GDA have been transferred to Statham Capital Corporation (Statham). Accordingly, Statham is substituted for Commerzbank as the financier under the GDA.

An amendment to the GDA was entered into by the Parent Company. On October 5, 2010, a moratorium was agreed on, providing for the resumption of monthly deliveries of 200 ounces on January 2011 and a final delivery date of December 31, 2011. Total amount under the GDA is US\$10,027.

On February 10, 2011, another moratorium and restructure agreement were entered into by the Parent Company. This resulted in a reduction in the total outstanding liability, with the corresponding gain included in "Service fees and other operating income" in the parent company statements of comprehensive income. In 2014, the Parent Company and Statham entered into another restructure agreement wherein the due date was extended to 2017. The due date has been extended again to 2020 and, in 2020, the due date has been further extended to 2021. In 2022, another moratorium and restructure agreement were entered into by the Parent company wherein the due date was extended to 2025. As at December 31, 2022 and 2021, the remaining obligation owing to Statham under the GDA amounting to US\$1,000 with Peso equivalents of ₱55,755 and ₱50,999, respectively, is payable on December 31, 2025 as the final delivery date based on latest restructuring.

The Parent Company filed a civil case against Rothschild for the declaration of the nullity of the forward gold contracts to sell 97,476 ounces of gold. Rothschild filed a motion to dismiss and this was denied by the Regional Trial Court (RTC) and subsequently by the Court of Appeals in December 2006. Rothschild elevated the matter to the Supreme Court (SC) in February 2007. On November 28, 2011, the SC denied the Motion to Dismiss of Rothschild and upheld the jurisdiction of the RTC over the person of Rothschild in the case for nullity of hedging contracts filed by the Parent Company in 2005. Trial of the case was completed by the RTC in 2017. In a decision dated February 5, 2019, the RTC ruled in favor of the Parent Company, declaring the forward gold contracts null and void. Defendant Rothschild has filed an appeal with the Court of Appeals, which appeal was dismissed by the court in a decision dated May 26, 2022. Rothschild has filed a Petition for Review with the Supreme Court.

Bank Loans

Borrowings from a local bank are all clean loans with interest rates ranging from 6.50% to 10.25% in 2022 and 5.50% to 10.25% in 2021.

On March 30, 2017, the Parent Company entered into an Omnibus Loan agreement amounting to ₱150,000 with United Coconut Planters Bank (UCPB). Maturity date of the said loan is on July 28, 2017. The loan carries interest per annum of 6.50%. The loan is payable in full on maturity date and, is secured by a certain equipment with a cost of ₱300,000 which covers 200% of the loan. The loan was rolled over at maturity date after the Parent Company paid ₱12,400 of principal amount, therefore carrying an outstanding balance of ₱137,600. Same terms and conditions apply for the rolled over loan. The new maturity date of the loan is November 24, 2017 but was rolled over again during 2017.

On March 30, 2017, the Parent Company entered into a Term Loan agreement amounting to ₱170,000 with UCPB. The loan carries an interest rate of 6.50% and will vary after the first payment depending on prevailing market rate and is payable in 12 equal and continuous quarterly amortizations. The loan is secured by a chattel mortgage of drilling equipment with a cost of ₱340,000 which is equivalent to 200% of the said loan.



Under the initial restructuring plan dated May 31, 2022, principal loans were merged into one amounting ₱126,804 and an additional capitalized interest and other charges was recognized amounting to ₱69,082. The principal loan shall continue to carry interest at 7.00% per annum while the capitalized interest and other charges will be paid quarterly over 3 years starting August 2022. Total loan payments are set at ₱12,300 quarterly for the first year, ₱12,000 quarterly for the second year, ₱13,000 for the third year and average of 10,500 quarterly for the fourth and fifth years. Loan payment for the restructured plan will end on May 31, 2027. The combined carrying value of the loans including the capitalized interest and other charges amounted to ₱184,372 and ₱123,949 as at December 31, 2022 and 2021, respectively. Total interest incurred for the said loan in 2022, 2021, and 2020 amounted to ₱9,981, ₱10,275, and ₱10,841 respectively (see Note 27).

On July 31, 2017, the Parent Company entered into an agreement with Philippine Bank of Communications (PBCOM) to restructure its outstanding trust receipts into long-term bank loans. The outstanding balance of Peso and USD trust receipts on the date of restructuring amounted to nil and ₱1,271, respectively, as at December 31, 2022. The Peso and USD loans bear interest at 8.75% and 5.50%, respectively, and are due on April 18, 2021. On March 2022, the loan was paid in full. The carrying value of the USD loan amounted to nil and ₱1,271, as at December 31, 2022 and 2021, respectively. Total interest incurred amounted to nil for both Peso and USD loans for 2022, respectively, nil and ₱135 for 2021, respectively and nil and ₱149 for 2020, respectively (see Note 27).

On January 17, 2020, DDCP entered into a loan agreement with Asia United Bank (AUB) also for additional working capital. The proceeds of the loan amounted to ₱1,042, net of processing fees, documentary stamp taxes and mortgage fees. The loan carries an interest per annum of 10.25% and is payable in 36 equal monthly installments of ₱35, which started on February 17, 2020. The loan is secured by a chattel mortgage of transportation equipment amounting to ₱1,064. Total interest incurred for the said loan in 2022, 2021 and 2020 amounted to ₱25, ₱63, and ₱88 respectively (see Note 27).

15. Related Party Disclosures

Related party relationships exist when one party has the ability to control, directly or indirectly through one or more intermediaries, the other party or exercise significant influence over the other party in making financial and operating decisions. Such relationships also exist between and/or among entities which are under common control with the reporting enterprise, or between and/or among the reporting enterprise and their key management personnel, directors, or its stockholders.

The Parent Company has a Board-approved Material Related Party Transactions (Material RPTs) Policy defining Material RPTs and setting forth the approval procedure for the same in compliance with the requirements of Revised SRC Rule 68 and SEC Memorandum Circular 10, series of 2019.

Under the said policy, Material RPTs, that is, transactions which, either individually, or in aggregate over a twelve (12)-month period with the same related party, amount to at least ten percent (10%) of the Group's consolidated total assets based on its latest audited financial statements, need to be approved by at least a two-thirds (2/3) vote of the board of directors prior to execution.

Intercompany transactions involving subsidiaries are eliminated in the consolidated financial statements. The Group's related party transactions, which are under terms that are no less favorable than those arranged with third parties, are as follows:



2022				
	Amount/ Volume	Outstanding Balance	Terms	Conditions
Subsidiaries and affiliates				
<i>Receivables</i>				
DDCP	₱30,457	₱113,498	On demand; noninterest-bearing and collectible in cash	Unsecured, no impairment, not guaranteed
LIDC	23	12,283	On demand; noninterest-bearing and collectible in cash	Unsecured, no impairment, not guaranteed
DMTC	60	1,975	On demand; non-interest bearing; and collectible in cash	Unsecured, no impairment, not guaranteed
FSGRI	7,048	–	On demand; noninterest-bearing and collectible in cash	Unsecured, no impairment, not guaranteed
<i>Advances to</i>				
FSGRI	–	94,140	On demand; noninterest-bearing and collectible in cash	Unsecured, no impairment, not guaranteed
MMC (Note 11)	8,423	11,805	Non-interest bearing and normally settled on 30-day term	Unsecured, no impairment, not guaranteed
<i>Payables</i>				
SI	17,155	(179,853)	Noninterest bearing and collectible in cash	Unsecured, not guaranteed
MMC (Note 13)	–	(12,650)	On demand; noninterest-bearing and collectible in cash	Unsecured, no impairment, not guaranteed
DMTC (Note 13)	–	(14,811)	On demand; noninterest-bearing and collectible in cash	Unsecured, no impairment, not guaranteed
FSGRI	–	(5,674)	On demand; non-interest bearing; and payable in cash	Unsecured, not guaranteed
<i>Advances from</i>				
SI	₱20,000	(₱20,000)	On demand; non-interest bearing; and collectible in cash	Unsecured, no impairment, not guaranteed
<i>Rental</i>				
FSGRI	2,238	–	Noninterest-bearing and normally settled on 30-day term	Unsecured, not guaranteed
DDCP	238	–	Non-interest bearing and normally settled on 30-day term	Unsecured, not guaranteed
<i>Services</i>				
DDCP	63,908	–	Noninterest-bearing and normally settled on 30-day term	Unsecured, not guaranteed
SI	15,320	–	Noninterest-bearing and normally settled on 30-day term	Unsecured, not guaranteed
Stockholders				
<i>Payables:</i>				
Various (Note 13)	–	(56,084)	Noninterest-bearing and are normally settled in cash on 30-day term	Unsecured, no guarantee

2021				
	Amount/ Volume	Outstanding Balance	Terms	Conditions
Subsidiaries and affiliates				
<i>Receivables</i>				
DDCP	₱49,588	₱135,493	On demand; noninterest-bearing and collectible in cash	Unsecured, no impairment, not guaranteed
LIDC	23	12,918	On demand; noninterest-bearing and collectible in cash	Unsecured, no impairment, not guaranteed
DMTC	50	1,920	On demand; noninterest-bearing and collectible in cash	Unsecured, no impairment, not guaranteed
FSGRI	2,244	1,374	On demand; noninterest-bearing and collectible in cash	Unsecured, no impairment, not guaranteed

(Forward)



2021				
	Amount/ Volume	Outstanding Balance	Terms	Conditions
<i>Advances</i>				
FSGRI	–	94,140	On demand; noninterest-bearing and collectible in cash	Unsecured, no impairment, not guaranteed
MMC (Note 11)	2,830	10,992	Noninterest-bearing and normally settled on 30-day term	Unsecured, no impairment, not guaranteed
<i>Payables</i>				
SI	12,971	(171,794)	On demand; noninterest-bearing and collectible in cash	Unsecured, not guaranteed
DMTC (Note 13)	–	(12,650)	On demand; noninterest-bearing and collectible in cash	Unsecured, no impairment, not guaranteed
MMC (Note 13)	–	(15,070)	On demand; noninterest-bearing and collectible in cash	Unsecured, no impairment, not guaranteed
<i>Rental</i>				
FSGRI	2,244	–	Noninterest-bearing and normally settled on 30-day term	Unsecured, not guaranteed
<i>Services</i>				
DDCP	49,588	–	Noninterest-bearing and normally settled on 30-day term	Unsecured, not guaranteed
SI	12,971	–	Noninterest-bearing and normally settled on 30-day term	Unsecured, not guaranteed
<i>Stockholders</i>				
<i>Payables:</i>				
Various (Note 13)	–	(56,084)	Noninterest-bearing and are normally settled in cash on 30-day term	Unsecured, no guarantee

- a. In the normal course of business, the Group grants and receives advances to and from its associates and stockholders, which are considered related parties.

The corresponding receivables and payables arising from the said transactions, including operational support as at December 31, 2022 and 2021 are as follows:

- b. On April 17, 2000, the Parent Company entered into a Trust Agreement with LIDC for the latter to serve as a second trustee for the Parent Company's retirement fund.

On March 31, 2003, the Parent Company entered into a separate Trust Agreement with LIDC whereby the latter ceased to be the second trustee of the Plans and instead to become the principal trustee. Prior to the Trust Agreement, the actual disbursements of the fund for the Plans, or payments to the retiree or beneficiaries, had been the responsibility of a local bank as the principal trustee. The Parent Company has decided to terminate the services of the local bank and consolidated to LIDC the administration of the Plans.

The carrying amount and fair value of the retirement fund amounted to ₱468,066 and ₱496,433 as at December 31, 2022 and 2021, respectively (see Note 17).

The retirement fund consists of cash in banks, short-term investments, investments in quoted and unquoted equity securities which accounts for 0.16% and 97.39% and 2.41% and 0.04% of the trust fund, respectively, as at December 31, 2022 (see Note 17).

The voting rights on the shares of stock rest on the trustees of the retirement fund, who are also the key management personnel of the Parent Company.



The Group made contributions to the trust fund amounting to ₱106,142 and ₱117,372 in 2022 and 2021, respectively (see Note 17).

c. Compensation of key management personnel are as follows:

	2022	2021	2020
Short-term benefits	₱73,538	₱80,021	₱73,763
Post-employment benefits	13,200	13,200	13,200
	₱86,738	₱93,221	₱86,963

16. Liability for Mine Rehabilitation Cost

	2022	2021
Balance at beginning of year	₱14,476	₱169,349
Effect of change in estimate (Note 9)	(3,704)	(158,064)
Accretion of interest (Note 27)	718	3,191
Balance at end of year	₱11,490	₱14,476

The Parent Company makes a full provision for the future cost of rehabilitating the mine site and other future costs on a discounted basis amounting to ₱11,490 and ₱14,476 as at December 31, 2022 and 2021, respectively. Provision for mine rehabilitation and decommissioning represents the present value of future rehabilitation and other costs. These provisions have been created based on the Parent Company's internal estimates. Assumptions, based on the current economic environment, have been made which management believes are reasonable basis upon which to estimate the future liability. These estimates are reviewed regularly to take-into account any material changes to the assumptions. However, actual costs will ultimately depend upon future market prices for the necessary works required which will reflect market conditions at the relevant time. Furthermore, the timing of the rehabilitation and expenditure of other costs is likely to depend on when the mine ceases to produce at economically viable rates, and the timing that the event for which the other provisions provided for will occur.

The Parent Company re-estimated its mine rehabilitation and decommissioning obligation as at December 31, 2022 and 2021 based on latest cost estimates and discount rate resulting to reduction of nil and ₱100,821 in provision for mine rehabilitation and decommissioning under "Mine and mining properties" in "Property, plant and equipment" and a gain on remeasurement of mine rehabilitation liability amounting to ₱3,704 and ₱57,243, respectively (see Notes 9 and 28).

Discount rate used by the Parent Company is 4.72% and 4.96% in 2022 and 2021, respectively.

17. Retirement Plans

The Parent Company has funded, noncontributory defined benefit retirement plans covering substantially all regular employees, while DDCP, FSGRI and SI have unfunded defined benefit retirement plans. Benefits are dependent on the years of service and the respective employee's compensation. The defined benefit retirement obligation is determined using the projected unit credit method.



The amounts of defined benefit retirement expense recognized in the consolidated statements of comprehensive income follow:

	2022			2021			2020		
	Funded	Unfunded	Total	Funded	Unfunded	Total	Funded	Unfunded	Total
Current service cost (Note 25)	₱46,068	₱2,438	₱48,506	₱55,585	₱2,526	₱58,111	₱48,126	₱1,850	₱49,976
Interest cost - net (Note 27)	59,248	2,896	62,144	46,532	2,258	48,790	49,117	2,828	51,945
	₱105,316	₱5,334	₱110,650	₱102,117	₱4,784	₱106,901	₱97,243	₱4,678	₱101,921

The Group has current service costs capitalized to mine exploration costs amounted to **₱1,613**, **₱1,523** and **₱837** in 2022, 2021 and 2020, respectively. Further, interest costs capitalized to mine exploration costs in 2022, 2021 and 2020 amounted to **₱549**, **₱481** and **₱289**, respectively.

The amounts of rereasurement gain (loss) recognized in the consolidated statements of comprehensive income follow:

	2022	2021	2020
Remeasurement gain (loss) on retirement	₱274,592	₱278,327	(₱291,776)
Income tax effect of statutory income tax	(68,648)	(69,582)	87,533
Effect of change in tax rate due to CREATE	-	(57,846)	-
Effect of dilution of investment in associate	82	-	-
Remeasurement gain (loss) on retirement liability - net of tax	₱206,026	₱150,899	(₱204,243)

The table below shows the movement analysis of rereasurement gain (loss) on retirement benefits liability in the Group's statements of financial position as at December 31, 2022, 2021 and 2020:

	2022	2021	2020
Balance at beginning of year	(₱56,025)	(₱206,924)	(₱4,729)
Remeasurement gain during the year	203,531	150,899	(202,195)
Balance at end of year	₱147,506	(₱56,025)	(₱206,924)

The amounts of defined benefit retirement obligation recognized in the consolidated statements of financial position follow:

2022	Funded			Unfunded	Total
	Defined Benefit Liability	Fair Value of Plan Assets	Net Defined Benefit Liability	Defined Benefit Liability	
Balances at beginning of year	₱1,743,501	₱496,433	₱1,247,068	₱67,158	₱1,314,226
Interest cost/income	82,829	23,581	59,248	2,896	62,144
Current service cost	46,068	-	46,068	2,438	48,506
Benefits paid	(106,656)	(106,913)	257	(1,764)	(1,507)
Actuarial gain/loss:					
Change in financial assumptions	(156,426)	(51,177)	(105,249)	(11,769)	(117,018)
Experience adjustment	(150,892)	-	(150,892)	(7,144)	(158,036)
Change in demographic assumptions	-	-	-	-	-
Contributions	-	106,142	(106,142)	-	(106,142)
Balances at end of year	₱1,458,424	₱468,066	₱990,358	₱51,815	₱1,042,173



2021	Funded			Unfunded	Total
	Defined Benefit Liability	Fair Value of Plan Assets	Net Defined Benefit Liability	Defined Benefit Liability	
Balances at beginning of year	₱2,027,200	₱553,854	₱1,473,346	₱74,317	₱1,547,663
Interest cost/income	61,627	15,095	46,532	2,258	48,790
Current service cost	55,585	–	55,585	2,526	58,111
Benefits paid	(117,426)	(117,168)	(258)	(1,704)	(1,962)
Actuarial gain/loss:					
Change in demographic assumptions	(289,148)	(15,397)	(273,751)	(7,554)	(281,305)
Change in financial assumptions	5,663	(57,323)	62,986	(2,685)	60,301
Experience adjustment	–	–	–	–	–
Contributions	–	117,372	(117,372)	–	(117,372)
Balances at end of year	₱1,743,501	₱496,433	₱1,247,068	₱67,158	₱1,314,226

The overall expected return on plan assets is determined based on the market prices prevailing on that date applicable to the period over which the obligation is to be settled.

The major categories of the Group's plan assets as a percentage of the fair value of total plan assets follow:

	2022	2021	2020
Cash in banks	0.16%	0.33%	0.28%
Short-term investments	97.39%	96.20%	86.25%
Equity investments:			
Quoted	2.41%	3.44%	13.44%
Unquoted	0.04%	0.03%	0.03%
	100.00%	100.00%	100.00%

The principal assumptions used in determining pension and post-employment benefits for the Group's plan assets in 2022, 2021 and 2020 follow:

	2022	2021	2020
Discount rate	5.90%	4.75%	3.40%
Expected rate of return on plan assets	4.30%	4.30%	4.30%
Salary increase rate	0% for 2023; 2.00% for 2024 onwards	0% for 2022; 3.00% for 2023 onwards	0% for 2021; 2.00% for 2022 onwards
Turnover rate	Across the board 5.00% rate	Across the board 5.00% rate	Across the board 5.00% rate
Mortality rate	1994 US Group Annuity Mortality	1994 US Group Annuity Mortality	1994 US Group Annuity Mortality

The sensitivity analysis below has been determined based on reasonably possible changes of each significant assumption on the defined retirement benefits liability as of the end of the reporting period, assuming all other assumptions were held constant:

	Increase (decrease)	2022	2021
Discount rates	+0.25%	(₱1,120,802)	(₱1,872,920)
	-0.25%	1,171,585	1,993,570
Salary increase rate	+1.00%	926,396	2,220,412
	-1.00%	(828,242)	(1,939,083)



The average future working years of service covered by the Group's retirement benefit plan is 11 years in 2022 and nine to 11 years in 2021.

Shown below is the maturity analysis of the undiscounted benefit payments as at December 31, 2022:

1 to 5 years	₱871,437
6 to 10 years	519,657
11 to 15 years	411,952
16 years and up	777,323
	₱2,580,369

The actuarial valuation report was certified by the Actuarial Society of the Philippines on March 29, 2023 as presenting fairly the fair value of plan assets and defined benefit liability as of December 31, 2022.

18. Income Taxes

Current provision for income tax in 2022 pertains to DDCP's Minimum Corporate Income Tax (MCIT) amounting to ₱237 and FSGRI's and SSI's Regular Corporate Income Tax (RCIT) amounting to ₱5,298. Current provision for income tax in 2021 pertains to DDCP's, SI's and FSGRI's Minimum Corporate Income Tax (MCIT) amounting to ₱269.

The components of the Group's deferred tax assets and liabilities at December 31, 2022 and 2021 follow:

	Deferred Tax Assets -net		Deferred Tax Liabilities -net	
	2022	2021	2022	2021
<i>Recognized directly in profit or loss:</i>				
<i>Accrual of:</i>				
Retirement benefits liability	₱269,159	₱278,281	₱8,951	₱5,662
Liability for mine rehabilitation cost	2,872	3,619	-	-
Lease liability	-	215	-	-
<i>Provisions for:</i>				
Inventory obsolescence	11,067	9,448	82	667
Impairment losses on property, plant and equipment	5,983	5,983	-	-
Impairment losses on receivables	61	3,589	3,650	78
Unrealized foreign exchange losses	2,572	868	-	-
Various expense	691	-	1,043	-
Unbilled revenue	-	1,308	-	-
Remeasurement of DBO	-	-	-	1,228
<i>Recognized directly in other comprehensive income:</i>				
Retirement benefits liability	-	8,898	270	3,529
Deferred tax assets	292,405	312,209	13,996	11,164
<i>Recognized directly in profit or loss:</i>				
Revaluation increment on land	(62,125)	(62,125)	(87,537)	(89,638)
Cost of mine rehabilitation and decommissioning	-	-	-	-
Right-of-use assets	(655)	(230)	-	-
Unrealized foreign exchange gains	(256)	(664)	(99,358)	(92,531)
Unbilled revenue	-	-	(4,992)	-
Remeasurement of DBO	(49,179)	-	(851)	-
Various accrued expense	-	(2,910)	-	-
<i>Recognized directly in other comprehensive income:</i>				
Retirement benefits liability	-	-	-	-
Deferred tax liabilities	(112,215)	(65,929)	(192,738)	(182,169)
Net deferred tax assets (liabilities)	₱180,190	₱246,280	(₱178,742)	(₱171,005)



The reconciliation of the Group's provision for income tax for the three years ended December 31, 2022 computed at the statutory tax rates to the provision for (benefit from) income tax shown in the consolidated statements of comprehensive income follow:

	2022	2021	2020
Tax at statutory income tax rates	(P118,193)	(P124,136)	(P224,295)
Additions to (reductions in) income taxes resulting from tax effects of:			
NOLCO and Excess MCIT for which no deferred tax assets were recognized	193,258	122,841	14,525
Change in unrecognized deferred tax assets	(69,763)	22,894	206,903
Nondeductible expenses	8,711	3,408	6,505
Nontaxable income	(6,186)	(1,107)	-
Share in operating results of associates	690	14	562
Interest income subjected to final tax	(8)	(11)	(20)
Others	(690)	(5,896)	(855)
Tax at effective income tax rates	P7,819	P18,007	P3,325

The Group did not recognize deferred income tax assets on certain NOLCO and excess MCIT over RCIT because management believes that it is more likely than not that the carryforward benefits will not be realized in the near future.

	2022	2021
NOLCO	P1,687,067	P1,939,802
Provisions	26,166	19,012
Allowance for impairment of investments in associates (Note 11)	7,359	7,359
Excess MCIT over RCIT	1,519	1,478
	P1,722,111	P1,967,651

As of December 31, 2022, the Group has incurred NOLCO and excess MCIT over RCIT before taxable year 2021 which can be claimed as deduction from future taxable income and income tax payable and, excess MCIT over RCIT that can be claimed as tax credit, respectively, as follows:

Year Incurred	Year of Expiration	NOLCO	Excess MCIT over RCIT
2020	2025	581,108	1,170
2021	2026	553,132	112
2022	2025	552,827	237
		P1,687,067	P1,519



Movements of NOLCO and excess MCIT over RCIT for the years ended December 31, 2022 and 2021 are as follows:

NOLCO	2022	2021
Balances at beginning of year	₱1,979,272	₱2,062,097
Additions	552,826	557,748
Applications	(22,154)	(62)
Expirations	(822,877)	(640,511)
Balances at end of year	₱1,687,067	₱1,979,272

Excess MCIT over RCIT	2022	2021
Balances at beginning of year	₱1,713	₱2,297
Additions	237	274
Expirations	(431)	(858)
Balances at end of year	₱1,519	₱1,713

On September 30, 2020, the BIR issued Revenue Regulations No. 25-2020 implementing Section 4(bbbb) of “Bayanihan to Recover As One Act”, which states that the NOLCO incurred for taxable years 2020 and 2021 can be carried over and claimed as a deduction from gross income for the next five taxable years following the year of such loss.

As at December 31, 2022, the Group has incurred NOLCO that can be claimed as deduction from future taxable income for the next three to five consecutive taxable years, as follows:

Parent Company

Year Incurred	Availment Period	NOLCO Unapplied Previous Years	NOLCO Incurred Current Year	NOLCO Expired	NOLCO Applied Current Year	NOLCO Unapplied Current Year
2019	2020-2022	₱793,982	₱-	₱793,982	₱-	₱-
2020	2021-2025	580,903	-	-	-	580,903
2021	2022-2026	551,344	-	-	-	551,344
2022	2023-2025	-	552,572	-	-	552,572
		₱1,926,229	₱552,571	₱793,982	₱-	₱1,684,819

LIDC

Year Incurred	Availment Period	NOLCO Unapplied Previous Years	NOLCO Incurred Current Year	NOLCO Expired	NOLCO Applied Current Year	NOLCO Unapplied Current Year
2019	2020-2022	₱162	₱-	(₱162)	₱-	₱-
2020	2021-2025	205	-	-	-	205
2021	2022-2026	940	-	-	-	940
2022	2023-2025	255	-	-	-	255
		₱1,562	₱-	(₱162)	₱-	₱1,400



DDCP

Year Incurred	Availment Period	NOLCO Unapplied Previous Years	NOLCO Incurred Current Year	NOLCO Expired	NOLCO Applied Current Year	NOLCO Unapplied Current Year
2019	2020-2022	₱48,727	(₱5,345)	(₱28,734)	(₱14,648)	₱-
2021	2022-2026	848	-	-	-	848
		₱49,575	(₱5,345)	(₱28,734)	(₱14,648)	₱848

SI

Year Incurred	Availment Period	NOLCO Unapplied Previous Years	NOLCO Incurred Current Year	NOLCO Expired	NOLCO Applied Current Year	NOLCO Unapplied Current Year
2020	2021-2025	₱2,783	₱-	₱-	(₱2,783)	₱-
2021	2022-2026	4,615	-	-	(4,615)	-
		₱7,398	₱-	₱-	(₱7,398)	₱-

FSGRI

Year Incurred	Availment Period	NOLCO Unapplied Previous Years	NOLCO Incurred Current Year	NOLCO Expired	NOLCO Applied Current Year	NOLCO Unapplied Current Year
2020	2021-2025	₱107	₱-	₱-	(₱107)	₱-

19. Capital Stock

The Parent Company's authorized share capital is ₱6.64 billion divided into 66.4 billion shares at ₱0.10 par value each, consisting of 39.8 billion Class "A" and 26.6 billion Class "B" common shares.

Only Philippine nationals are qualified to acquire, own, or hold Class "A" shares. The total number of Class "B" shares of stock subscribed, issued or outstanding at any time shall in no case exceed two-thirds (2/3) of the number of Class "A" shares or 40 of the aggregate number of Class "A" and Class "B" shares then subscribed, issued or outstanding.

As at December 31, 2022 and 2021, the Parent Company's capital stock is as follows:

	No. of shares	Amount
Issued and outstanding		
Class "A"	39,821,417,656	₱3,982,142
Class "B"	26,552,508,993	2,655,251
	66,373,926,649	6,637,393
Subscribed		
Class "A"	1,451,540	145
Class "B"	379,908	38
	1,831,448	183
Total shares issued and subscribed	66,375,758,097	6,637,576
Less subscription receivable		1,891
		₱6,635,685

As at December 31, 2022 and 2021, subscriptions receivable amounted to ₱1,891 and was presented as a deduction to capital stock.



On August 15, 2005, the Parent Company's BOD approved the offer of 2,558,803,769 Class "A" shares and 1,705,868,182 Class "B" shares, or 1 share for every 5 shares held by shareholders as at September 21, 2005 from the Parent Company's unissued capital stock at the offer price of ₱0.20 per share. The offer of shares was exempt from registration. As at the end of that year, the Parent Company had 22,035 stockholders.

On July 17, 2006, the Parent Company's BOD approved the offer of 1,919,102,827 Class "A" shares and 1,279,401,137 Class "B" shares, or 1 share for every 8 shares held by shareholders as at August 16, 2006 from the Parent Company's unissued capital stock at the offer price of ₱0.20 per share. The sale of shares was exempt from registration. As at the end of that year, the Parent Company had 21,788 stockholders.

On November 19, 2007, the Parent Company's BOD approved the grant of the 17th Stock Option Awards (Awards) to selected employees, directors and officers of the Group in accordance with the BOD approved Revised Stock Option Plan ("RSOP"). The Awards cover a total of 420,000,000 common shares consisting of 252,000,000 Class "A" and 168,000,000 Class "B" shares from the Parent Company's unissued capital stock, exercisable at the price of ₱0.32 per share, within five (5) years from the date of SEC approval of the same. The option price of ₱0.32 per share was computed based on a new formula in the RSOP, i.e., the amount equivalent to 80% of the average closing price of the stock for the ten (10) trading days immediately preceding the date of the approval of the Grant by the Parent Company's BOD. The SEC approved the Awards and the RSOP on February 1, 2008.

On February 18, 2008, the Parent Company's BOD approved the offer of 2,467,419,971 Class "A" shares and 1,644,944,414 Class "B" shares, or one (1) share for every seven (7) shares held by shareholders as at March 25, 2008 from the Parent Company's unissued capital stock at the offer price of ₱0.25 per share. The offer of shares was exempt from registration. As at the end of that year, the Parent Company had twenty-one thousand four hundred thirty-nine (21,439) stockholders. By virtue of the 1:7 stock rights offering at the price of ₱0.25 per share approved by the Parent Company's BOD on February 18, 2008, the shares covered by the Awards increased by 36,000,000 Class "A" shares and 24,000,000 Class "B" shares. The average option price was accordingly adjusted to ₱0.3112 per share.

During the annual meeting of the stockholders on April 20, 2009, the shareholders approved the increase in the authorized capital stock from ₱3.35 billion to ₱6.64 billion. The stockholders also approved the one-time waiver of their pre-emptive right to subscribe to issues or dispositions of shares of the Parent Company in proportion to their respective shareholdings but only with respect to the issues or dispositions of shares in support of the increase in the authorized capital stock to ₱6.64 billion, provided that the shares to be issued to support such increase in the Authorized Capital Stock shall not exceed 20% of the stock subscribed, issued and outstanding after such issuance.

On October 18, 2010, the Parent Company's BOD approved the offer of 6,031,372,952 Class "A" shares and 4,020,909,888 Class "B" shares, or one (1) share for every 3.3 shares held by shareholders as at December 3, 2010 at the offer price of ₱0.30 per share to support the increase in the Parent Company's authorized capital stock from ₱3.35 billion to ₱6.64 billion. The offer was approved and confirmed by the SEC as an exempt transaction on November 9, 2010. As at the end of that year, the Parent Company had 21,173 stockholders.

By virtue of the 1:3.3 stock rights offering at ₱0.30 per share approved by the Parent Company's BOD on October 18, 2010, the number of shares covered by the Awards, specifically those for the fourth and fifth years of the option, increased by 33,409,662 Class "A" and 22,273,108 Class "B" shares. Accordingly, the average option price was adjusted to ₱0.3086 per share.

There were no outstanding stock options as at December 31, 2022 and 2021.



On September 15, 2014, the BOD approved an offer to shareholders, on record as at November 12, 2014, the right to subscribe to one (1) share of common stock for every 5.5 shares held on such record date at the price of ₱0.20 per share from the Parent Company's unissued capital stock. Proceeds from the offering were utilized for the settlement of debts as well as for the exploration programs covering the Victoria, Enargite, and Honeycomb areas.

On July 17, 2017, the BOD approved an offer to shareholders, on record as at November 6, 2017, the right to subscribe to one share of common stock for every 4.685 shares held on such record date at the price of ₱0.15 per share from the Parent Company's unissued capital stock. Proceeds from the offering were/will be utilized for the further exploration and development of the Copper-Gold project and settlement of debts and pension obligations. As at December 31, 2017, the Parent Company's proceeds from the said offering amounted to ₱118,425.

Further to the Parent Company's SRO last November 6, 2017, proceeds from the offering amounted to ₱1,633,420 as at January 15, 2018.

Subscription Receivable amounting to ₱802,299 pertaining to the uncollected balance from the offering as of December 31, 2017 were fully collected as at January 15, 2018.

On June 15, 2020, the BOD approved and recommend to shareholders for approval, the amendment of the Articles of Incorporation for the purpose of (1) increasing the authorized capital stock from ₱6.64 Billion to ₱12.00 Billion; and (2) removing the requirement in paragraph (b) that "The total number of shares "B" common stock will shall at any time be subscribed, issued and outstanding shall in no case exceed four-sixths (4/6) of the number of shares of class "A" and class "B" common stock subscribed, issued, and outstanding". On July 27, 2020, the Board decided that the plans for amendment of the Articles of Incorporation and increase in authorized capital stock will no longer be taken up at the annual meeting as it was not necessary.

On February 2, 2022, in a special meeting, the BOD amended the board resolution dated June 15, 2020, approving the increase in the authorized capital stock from ₱6.64 billion to ₱9.00 billion, which superseded the earlier proposal.

During the special meeting of the stockholders on March 21, 2022, the shareholders approved the amendment to article VII of the Articles of Incorporation to reflect the increase in the authorized capital stock from ₱6.64 billion to ₱9.00 billion.

On April 7, 2022, the BOD approved an offer to shareholders, the right to subscribe to one (1) share of common stock for every 4.6 shares held on such record date at the price of ₱0.14 per share from the Parent Company's unissued capital stock. Proceeds from the offering will be utilized to fund exploration drilling for gold and copper deposits; settlement of payables, pension update, capital expenditures, and for working capital.

On July 18, 2022, the price and other details of the stock rights offering have been changed in consideration of the present market conditions, as authorized by the BOD. The offer to shareholders was the right to subscribe to one (1) share of common stock for every 3.95 shares held on such record date at the price of ₱0.12 per share from the Parent Company's unissued capital stock. The total number of shares offered amounts to 16.80 billion and the value of the stock rights offering amounts to ₱2.02 billion. The record and ex-dates as well as the Offer Period are yet to be announced upon PSE approval of the pertinent listing application.

The Parent Company had 27,670, 27,752 and 27,752 stockholders as at December 31, 2022, 2021 and 2020, respectively.



20. **Non-controlling Interests (NCI)**

NCI represent third parties' interests in FSGRI.

Financial information of subsidiary that has material NCI is provided below:

	Principal Place of Business	2022	2021
FSGRI	Philippines	40%	40%

Equity attributable to material NCI:

	2022	2021
FSGRI	₱254,558	₱247,571

Net income and OCI attributable to material NCI:

	2022	2021	2020
FSGRI			
Net income (loss)	(₱11,231)	(₱19,333)	₱83
OCI	(6,237)	–	5,120

The summarized financial information of this subsidiary is provided below. This information is based on amounts before intercompany eliminations.

	2022	2021
Operating expenses	(₱665)	(₱695)
Finance income	131	39
Other income	15,474	407
Income before income tax	14,940	(249)
Provision for income tax	(3,709)	(19,084)
Net income (loss)	11,231	(19,333)
Other comprehensive income	6,237	–
Total comprehensive income	17,468	(19,333)
Attributable to NCI	₱6,987	(₱7,733)

Summarized statements of financial position as at December 31, 2022 and 2021 are as follows:

	2022	2021
Current assets	₱20,508	₱11,023
Noncurrent assets	7,328,710	7,290,155
Current liabilities	(170,315)	(178,674)
Noncurrent liabilities	(6,539,263)	(6,500,332)
Net assets	₱639,640	₱622,172

Attributable to:	2022	2021
Equity holders of the Parent Company	₱385,082	₱414,601
NCI	254,558	247,571



Summarized cash flow information for the years ended December 31, 2022 and 2021 are as follows:

	2022	2021
Operating	(P18,792)	(P2,500)
Investing	(18,422)	(59,547)
Financing	35,534	56,204
Effect of exchange rate changes on cash	(155)	39
Net decrease in cash	(P1,835)	(P5,804)

21. Loss Per Share

Basic loss per share is calculated by dividing the loss attributable to equity holders of the Parent Company by the weighted average number of common shares in issue during the year.

In computing for the diluted loss per share, the Parent Company considered the effect of any potentially dilutive stock options outstanding as at December 31, 2022 and 2021. There were no outstanding stock options as of December 31, 2022 and 2021.

	2022	2021	2020
Net loss attributable to equity holders of the Parent Company	(P499,299)	(P522,285)	(P750,943)
Weighted average number of common shares for basic and diluted loss per share	66,373,758	66,373,758	66,373,758
Basic/Diluted loss per share	(P0.0075)	(P0.0079)	(P0.0113)

22. Cost of Sales

	2022	2021	2020
Consumables and supplies (Note 6)	P497,085	P422,946	P425,339
Depletion, depreciation, and amortization	451,931	420,592	419,371
Personnel costs (Note 25)	425,314	427,226	424,796
Repairs and maintenance	254,009	221,957	212,527
Utilities	229,150	213,688	220,290
Production tax	76,295	62,432	57,341
Contractual services	25,863	14,742	57,717
Professional fees	21,044	17,783	22,697
Outside Services	17,811	10,247	-
Taxes, duties and licenses	10,870	9,515	15,020
Freight and handling charges	10,131	4,638	6,932
Insurance expense	6,377	5,245	2,703
Others	7,124	18,506	42,853
Total	P2,033,004	P1,849,517	P1,907,586

Depletion, depreciation and amortization includes amortization for intangible assets under "Other noncurrent assets" amounting to P243, P802 and P1,920 in December 31, 2022, 2021 and 2020, respectively.



23. Cost of Services

	2022	2021	2020
Consumables and supplies (Note 6)	₱27,707	₱28,760	₱10,360
Personnel costs (Note 25)	19,106	12,148	7,974
Depreciation and amortization	12,021	9,053	6,233
Repairs and maintenance	11,349	339	1,753
Taxes, duties and license fees	2,419	2,755	2,132
Transportation and travel	1,611	336	19
Utilities	770	681	1,768
Professional fees	-	3,167	2,512
Others	721	1,551	184
	₱75,704	₱58,790	₱32,935

24. Operating Expenses

	2022	2021	2020
Personnel costs (Note 25)	₱80,978	₱84,344	₱95,127
Taxes, duties and license fees	17,311	6,807	5,687
Disallowed VAT Claims	16,365	8,465	5,925
Depreciation and amortization	13,929	22,308	34,812
Outside services	12,067	10,226	20,161
Professional fees	10,892	8,113	13,331
Consumables and supplies (Note 6)	8,292	2,270	2,038
Representation and entertainment	6,880	2,293	2,125
Insurance expense	6,404	3,702	3,552
Security and janitorial fees	6,046	5,459	5,604
Transportation and travel	4,495	4,991	8,445
Utilities	4,483	4,959	4,339
Rentals	4,037	3,354	4,767
Consultancy and director's fee	2,898	5,147	2,940
Repairs and maintenance	2,115	3,352	4,388
Stockholders' meeting and expenses	995	1,118	908
Bank charges	438	591	949
Inventory obsolescence	-	1,629	-
Contribution and donation	-	-	585
Others	3,879	3,927	9,809
	₱202,504	₱183,055	₱225,492

25. Personnel Costs

	2022	2021	2020
Cost of sales (Note 22)	₱425,314	₱427,226	₱424,796
Cost of services (Note 23)	19,105	12,147	7,974
Operating expenses (Note 24)	80,978	84,344	95,127
	₱525,397	₱523,717	₱527,897



Details of personnel costs follow:

	2022	2021	2020
Salaries and wages	₱463,233	₱460,891	₱371,700
Retirement benefits (Note 17)	46,893	56,588	49,139
Others	15,271	6,238	107,058
	₱525,397	₱523,717	₱527,897

26. Supplemental Disclosure to Statements of Cash Flows

Non-cash investing and financing activities pertain to the following:

2022

- Decrease in liability for mine rehabilitation costs amounting to ₱3,704 due to the effect of change in estimate and accretion of interest amounting to ₱718.
- Increase in right of use assets and lease liability of ₱4,495, due to renewal of lease contracts.
- Increase in other noncurrent assets amounting to ₱243 due to amortization of intangible assets, adjustments to capitalize interest and other charges under the restructuring plan amounting to ₱39,775, and reclassifications of refundable security deposits from other current assets amounting to ₱392 and reclassifications of input VAT from noncurrent assets to current assets amounting to ₱69,209.

2021

- Decrease in liability for mine rehabilitation costs and decrease in property, plant and equipment amounting to ₱158,064 and ₱100,821, respectively, due to the effect of change in estimate and accretion of interest amounting to ₱3,191.
- Increase in right of use assets amounting to ₱16,661 due to renewal of lease contracts.
- Decrease in other noncurrent assets amounting to ₱802 due to amortization of intangible assets and reclassifications of input VAT from current assets to noncurrent assets amounting to ₱62,610.

2020

- Increase in liability for mine rehabilitation costs and decrease in property, plant and equipment amounting to ₱5,672, due to the effect of change in estimate and accretion of interest amounting to ₱3,703.
- Increase in right of use assets amounting to ₱4,238 due to renewal of lease contracts.
- Decrease in other noncurrent assets amounting to ₱1,920 due to amortization of intangible assets.

Movements on the reconciliation of liabilities arising from financing activities are as follows:

2022	January 1, 2022	Cashflows	Foreign exchange	Restructuring	Leases	December 31, 2022
Interest-bearing loans and borrowings	₱176,641	(₱21,586)	₱4,756	₱80,351	₱-	₱240,162
Lease liabilities	13,350	(7,796)	-	-	4,495	10,049
Total liabilities from financing activities	₱189,991	(₱29,382)	₱4,756	₱80,351	₱4,495	₱250,211



2021	January 1, 2021	Cashflows	Foreign exchange	Leases	December 31, 2021
Interest-bearing loans and borrowings	₱186,406	(₱12,867)	₱3,102	₱-	₱176,641
Lease liabilities	6,455	(9,167)	-	16,062	13,350
Total liabilities from financing activities	₱192,861	(₱22,034)	₱3,102	₱16,062	₱189,991

2020	January 1, 2020	Cashflows	Foreign exchange	Leases	December 31, 2020
Interest-bearing loans and borrowings	₱202,542	(₱13,394)	(₱2,742)	₱-	₱186,406
Lease liabilities	11,822	(9,418)	-	4,051	6,455
Total liabilities from financing activities	₱214,364	(₱22,812)	(₱2,742)	₱4,051	₱192,861

27. Finance Costs

	2022	2021	2020
Interest cost on retirement liability - net (Note 17)	₱61,595	₱48,309	₱51,656
Interest expense:			
Short-term and long-term borrowings (Note 14)	10,006	10,473	11,078
Trust receipts (Note 13)	-	-	11
Accretion of interest on mine rehabilitation costs (Note 16)	718	3,191	3,703
Interest cost on lease liability (Note 30g)	150	220	444
	₱72,469	₱62,193	₱66,892

28. Other Income - net

	2022	2021	2020
Gain on disposal of property, plant and equipment - net (Note 9)	₱33,127	₱749	₱7,317
Loss on dilution of investment in associates (Note 11)	(8,458)	-	-
Gain on remeasurement of rehab liability (Note 9 and 16)	3,704	57,243	-
Loss on sale of scrap inventories	782	-	(7,476)
Interest income from others	434	-	-
Gain on sale of investment in associates	87	5,906	(7,359)
Interest income (Note 4)	38	56	102
Interest income from customer	17	-	-
Loss on disposal of available for sale	-	(437)	-
Miscellaneous income	18,426	8,525	20,733
	₱48,157	₱72,042	₱13,317

Miscellaneous income of the Group pertains to disposal of low-grade concentrates.



29. Revenues

	2022	2021	2020
Revenue from contracts with customers:			
Sale of bullion	₱1,851,172	₱1,573,931	₱1,232,588
Sale of concentrate	-	2,752	223,896
Services	10,650	15,687	17,757
	1,861,822	1,592,370	1,474,241
Other revenues:			
Rent income (Note 30g)	1,770	2,334	2,252
Mark-to-market losses	(5,306)	(9,679)	(3,515)
	₱1,858,286	₱1,585,025	₱1,472,978

Sale of Bullion

The Parent Company entered into RA with Heraeus Limited (Heraeus) in 2005 for the refining of the former's gold and silver bullion production. Each shipment of materials under the agreement will consist of no less than 20 kilograms of materials.

At settlement, the prices for all sales are as follows:

- Gold - the London Bullion Market Association PM fixing in US\$
- Silver - the London Bullion Market Association fixing in US\$

Heraeus shall settle the metal payables initially up to 98% of the provisional values less smelting and treatment charges while the remaining balance shall be paid after determining the final assayed gold and silver contents of refined materials for each shipment.

Smelting and refining charges include refining, transportation and insurance charges incurred by Heraeus. These charges are deducted from the amount receivable from Heraeus. On January 1, 2008, the RA was renewed under the same terms. A further renewal was made on October 1, 2013, effective for two years. Heraeus confirmed purchase of gold and silver for the year 2015, also under the same and existing terms, in their letter dated April 1, 2015. On October 1, 2021, the refining agreement was renewed under the same terms of the previous year contract to be applied prospectively.

Sale of Concentrate

On September 21, 2017, the Parent Company entered into a copper-gold concentrate contract with Louis Dreyfus Company Metals Suisse of the former's copper-gold concentrate production. Each shipment of materials under the agreement consists of no less than 20 containers with a minimum of container loading quality of 23 wet metric tons. The contract will terminate upon performance of all obligations stated in the agreement. The latest renewal of contract with IXM S.A formerly known as Louis Dreyfus Company Metal Suisse was on February 1, 2020. The contract terminated upon rendering the performance of all obligations stated in the agreement for the year 2020. In the current year, no renewal has been made due to suspension of copper concentrate production.

Moreover, on December 13, 2017, the Parent Company entered into a copper-gold concentrate contract with Cliveden Trading AG (Cliveden). The Material shall be shipped in big bags on wooden pallets and stuffed in containers, in lots of five hundred (500) dry metric tons plus/minus ten percent (+/- 10%), in the Parent Company's option. The Parent Company has the option to increase the committed quantity by up to another five hundred (500) dry metric tons plus/minus ten percent (+/- 10%) under the same terms and conditions. After successful completion of the lot, Cliveden and the Parent Company will agree to enter into a discussion for possible deliveries from the Parent Company's 2019 production. In



year 2020, the contract with Cliveden was not renewed due to suspension of copper concentrate production.

During the current year, Parent Company entered into a gold concentrate contract with Open Mineral AG dated March 1, 2021. The Parent Company agreed to deliver the materials in big bags in 45 wet metric tons plus/minus ten percent (+/-10%) chosen by Open Mineral AG in its discretion. The contract shall have a duration from March 1, 2021 to May 31, 2021 which will remain in full force until all financial and delivery obligations have been fully fulfilled by Open Mineral AG and the Parent Company. In year 2021, all the conditions have been fulfilled by both parties. The concentrate revenue recognized by the Parent Company amounting to ₱2,752 was pertaining to sales of remaining concentrate to Open Mineral AG from 2020 production.

At settlement, the prices for all sales are as follows, following the month after shipment:

- Gold - the London Bullion Market Association AM and PM monthly average fixing in US\$
- Silver - the London Bullion Market Association monthly average fixing in US\$
- Copper - the London Metal Exchange monthly average settlement prices in US\$

Smelting and refining charges in 2022, 2021, and 2020 related to sale of bullion and concentrates amounted to ₱4,017, ₱3,381 and ₱36,183, respectively.

30. Commitments, Agreements, Contingent Liabilities and Other Matters

- (a) The Parent Company's BOD approved its execution of an Option and Shareholders' Agreement ("Agreement") with Gold Fields Switzerland Holding AG ("GFS"), a wholly owned subsidiary of Gold Fields Limited, in relation to the development and operation of the Far Southeast Project.

The Agreement grants GFS an option to subscribe to new shares of FSGRI representing a 20% interest in FSGRI within 18 months from the execution of the Agreement or 10 days from the issuance of a Financial or Technical Assistance Agreement (FTAA) over the Project area, whichever comes later. If the option is exercised by GFS, the Parent Company's interest in FSGRI will be reduced from 60% to 40%.

The Parent Company was paid a non-refundable option fee of US\$10 million. The option requires GFS to sole-fund pre-development expenses including exploration and a feasibility study of the Project and contribute US\$110 million into FSGRI. GFS must also contribute its proportionate share of the development cost at which point GFS will receive its 20% interest in FSGRI.

Advances from GFS to FSGRI are mainly for funding of its ongoing exploration activities. As at December 31, 2022 and 2021, the advances amounted to ₱6,242,881 and ₱6,194,069, respectively. These advances will be converted to equity upon Gold Field's exercise of the Option in accordance with the Agreement.

- (b) In an agreement entered into with Philippine Associated Smelting & Refining Corporation (PASAR) on April 21, 1983, the Parent Company committed to deliver to PASAR and PASAR committed to take in a minimum quantity of its calcine production from its roaster plant in accordance with the pricing and payment terms defined in the agreement. The agreement is for an indefinite period unless otherwise terminated or cancelled pursuant to agreed terms or by the parties' mutual consent. In 1998, the agreement was suspended for an indefinite period in view of the temporary cessation of the Parent Company's roaster plant operations.



- (c) On March 3, 1990, FSGRI entered into a MPSA with the Philippine Government through the Department of Environment and Natural Resources (DENR) and the Parent Company pursuant to Executive Order No. 279. Under the terms of the agreement, FSGRI shall pay the Philippine Government a production share of 2% on gross mining revenues and 10% on net mining revenues payable within thirty (30) days at the end of each financial reporting year and such will commence upon the start of FSGRI's commercial operations. The said government shares have been effectively revised by Republic Act. No. 7942 or the Philippine Mining Act, Sec. 84 of which states that the excise tax on mineral products provided under Sec. 151 of the National Internal Revenue Code shall be the government share under the MPSA.

The initial term of this agreement shall be twenty-five contract years from the effective date, subject to termination as provided in the agreement, and renewable for another period of twenty-five years upon such terms and conditions as may be mutually agreed upon by the parties or as may be provided for by law.

In November 2011, pursuant to the Agreement with GFS, the Parent Company filed a letter of intent with the Mine and Geosciences Bureau to convert portions of MPSA No. 01-90-CAR, MPSA No. 151-2000-CAR and APSA No. 096 with an aggregate area of 424.3477 hectares into an FTAA.

On August 13, 2013, the BOD resolved to renew MPSA No. 001-90 that will be expiring in March 2015. FSGRI joined LCMC in its application for the renewal of the MPSA without prejudice to FSGRI's pending application for conversion to FTAA. The assignment documents whereby the two (2) parties exchanged properties, with FSGRI obtaining about 304.08 hectares of the MPSA and the Parent Company getting the balance remain pending with the DENR.

The Parent Company and co-contractor FSGRI (the "Applicants") filed a joint application for the renewal (the "Application") of MPSA 001-90-CAR with the Mines and Geosciences Bureau-Cordillera Administrative Region (MGB-CAR) on June 4, 2014. In a letter dated August 20, 2014, the MGB-CAR informed the applicants that they had substantially complied with the requirements for the renewal of the said MPSA and that the Application will be indorsed to the National Commission on Indigenous Peoples (NCIP) for appropriate action. The Applicants replied that the imposition of new requirements such as the Free and Prior Informed Consent ("FPIC") or the endorsement of the Application to the NCIP impairs the contractors' vested rights under the MPSA, the Mining Act (MA) and the Constitution, including, but not limited to, the contractors' right under Section 32 of the MA to a renewal of the MPSA "under the same terms and conditions." Since, despite good faith efforts of the Applicants, the matter had remained unresolved as of mid-February 2015, a month prior to the expiry of the initial term of the MPSA, the Applicants initiated Arbitration proceedings against the Republic of the Philippines, represented by the DENR, pursuant to Sections 12.1 and 12.2 of the MPSA. Pursuant to the Republic Act (Rep. Act) No. 876, Arbitration Act, Rep. Act No. 9285, the Alternative Dispute Resolution (ADR) Act of 2004, and the Special ADR Rules, the applicants filed with the Regional Trial Court a Petition for Interim Measures of Protection whereby they prayed for the issuance of a writ of Preliminary Injunction against the DENR, MGB and the NCIP to be assured of uninterrupted operations during the pendency of the Arbitration.

In December 2015, the Applicants obtained the Arbitral Tribunal's Final Award upholding their position. Specifically, the Final Award confirmed that the FPIC and Certification Precondition requirements under the Indigenous Peoples' Rights' Act may not be validly imposed as requirements for the renewal of the MPSA, and the latter should be renewed under the same terms and conditions, without prejudice to changes mutually agreed upon by the parties. In a decision dated April 30, 2018, the Court of Appeals upheld the Final Award of the Arbitral Tribunal. The Republic of the Philippines filed a Petition for Review with the Supreme Court.



In a decision of the Supreme Court dated June 21, 2022, the Final Award was vacated without prejudice to the Parent Company's and FSGRI's full compliance with the Free and Prior Informed and Written Consent requirement of the Mankayan Indigenous Cultural Communities/Indigenous Peoples as a condition for the renewal of the MPSA No. 001-90.

Under a memorandum of agreement entered into on October 18, 1991 by FSGRI and the Parent Company among residents of various barangays of Mankayan, Benguet, the municipal government of Mankayan, the Benguet provincial government, the DENR, FSGRI and the Parent Company (collectively as "Group"), among other things, are mandated to abide by certain commitments to the barangays as contained in the said agreement in return for the continued implementation of the Far Southeast Project. The agreement likewise provides that: (1) the implementation of the project is subject to the conditions imposed or may be imposed by the DENR specifically on certain environmental concerns; and the residents shall not hinder the implementation of the project and shall assist the Group and the DENR in the peaceful solution of conflicts relative to the Group's operations.

In April 1998, the Parent Company entered into a separate memorandum of agreement with the Office of Municipal Mayor and Sangguniang Bayan of Mankayan, DENR and MGB. Under the agreement, the Parent Company is mandated to establish and maintain a Monitoring Trust Fund and MRF amounting to ₱50 and ₱5,000, respectively. The funds are to be used for physical and social rehabilitation, reforestation and restoration of areas and communities affected by mining activities and for pollution control, slope stabilization and integrated community development. The rehabilitation fund to be maintained by the Parent Company in a mutually acceptable bank, subject to annual review of MRF committee, is payable in four (4) equal quarterly payments of ₱1,250 up to March 1999. As at December 31, 2022 and 2021, the rehabilitation fund of ₱5,000, which does not meet the features provided under Philippine Interpretation IFRIC 5, *Rights to Interests arising from Decommissioning, Restoration and Environmental Rehabilitation Funds*, is presented under "Other noncurrent assets" account in the consolidated statements of financial position.

- (e) The Parent Company is either a defendant or co-defendant in certain civil, labor and administrative cases which are now pending before the courts and other governmental bodies. In the opinion of management and the Parent Company's legal counsel, any adverse decision on these cases would not materially affect the Parent Company's financial position as at December 31, 2022 and 2021, and results of operations for the years ended December 31, 2022, 2021 and 2020.
- (f) The Parent Company filed a petition with the Panel of Arbitrators of the MGB-Cordillera Autonomous Region (CAR), Baguio City for the cancellation of the mining claims of the Gaffneys after discovering that the Gaffneys' 6 patentable mining claims were floating claims in violation of Section (Sec.) 28 of the Philippine Bill of 1902, hence void ab initio. However, the Panel of Arbitrators, relying on a 1991 decision of the 1st Division of the Supreme Court (SC) ("*Poe Mining Association vs. Garcia*", 202 SCRA 222) which has already been discarded and overruled by the SC En Banc in the 1997 case "*Itogon-Suyoc Mines, Inc. vs. DENR Secretary, et al.*" (which states that "the requirement that a mining claim must have valid tie points, i.e., must be described with reference to a permanent object, cannot be dispensed with and non-compliance therewith renders the mining claims null and void) erroneously sustained the validity of the mining claims of the Gaffneys. The Panel further entertained the monetary counterclaim of the Gaffneys and awarded them damages notwithstanding that it has no jurisdiction whatsoever over money claims. This is clear in Sec. 77 of the Philippine Mining Act and in the case of "*Jorge Gonzales and the Panel of Arbitrators vs. Climax Arimco Mining Corp., et al.*", G.R. No. 161957, where the SC, reiterating its ruling in "*Philex Mining Corp. vs. Zaldivia*", 150 PHIL 547 (1972), stated that contractual violations such as fraud, misrepresentation, non-payment of royalties, compensation, validity of contracts and the like, are judicial questions that only the courts, not the Panel of Arbitrators, could hear and decide. The Parent



Company appealed this ruling to the Mines Adjudication Board which affirmed the decision of the Panel of Arbitrators in June 2011 but ordered the MGB Central Offices to review and determine the reasonable amounts of monetary awards to which the Gaffneys are entitled. Both parties filed motions for reconsideration. Acting on the said motions, the MAB affirmed its decision in respect of the validity of the mining claims, but reversed itself on the monetary awards, stating that monetary claims can only be determined through a competent court. Both parties appealed, the Parent Company in respect of the validity of the Gaffneys' mining claims and the Gaffneys in respect of the jurisdiction of the Panel of Arbitrators over their monetary claims. The Gaffneys' appeal was dismissed by the Court of Appeals and they have filed a motion for reconsideration. The Parent Company's appeal was granted by the Court of Appeals, declaring as null and void the mining claims of the Gaffneys, which ruling has been affirmed with finality by the Supreme Court.

- (g) The Parent Company leases in Bulacan where its roasting plant is constructed. The lease agreement for the roasting plant is effective until March 2024. FSGRI has lease contracts for office space and building. Leases of the properties have lease terms of three years.

The following amounts recognized in statement of comprehensive income:

	2022	2021
Depreciation expense of right-of-use assets included in property, plant and equipment	₱8,345	₱9,489
Interest expense on lease liabilities	1,176	1,315
Expenses relating to short-term leases (included in cost of sales)	1,763	78
Expenses relating to short-term leases (included in operating expenses)	3,410	2,506
	₱14,694	₱13,388

The roll forward analysis of lease liabilities follows:

	2022	2021
At January 1	₱13,350	₱6,455
Addition	4,495	16,062
Interest expense	1,176	1,315
Payments of:		
Interest	(1,176)	(1,315)
Principal portion	(7,796)	(9,167)
As at December 31	10,049	13,350
Current portion of lease liabilities	8,109	6,064
Noncurrent portion of lease liabilities	₱1,940	₱7,286

Interest expense amounting to ₱832 and ₱966 were capitalized as part of mine exploration costs in 2022 and 2021, respectively.

Shown below is the maturity analysis of the undiscounted lease payments for the period ended December 31, 2022:

	2022	2021
Within one year	₱8,659	₱6,522
More than one year to two years	1,969	7,787



The Parent Company leases out some of its properties which include land, a warehouse, guesthouses and other facilities to various entities. Rental income for 2022, 2021 and 2020 amounted to ₱1,770, ₱2,334 and ₱2,252, respectively (see Note 29). Lease term of the rent agreements are valid for one year and are renewable at the discretion of both the contracting parties.

- (h) As at December 31, 2022 and 2021, the Parent Company has no unused credit lines with various banks. These facilities can be availed of through short-term and long-term loans, opening of import letters of credit and outright purchase of negotiable bills.
- (i) In an execution sale held on December 12, 2001, DDCP acquired a 40% interest in the Guinaoang Project of Crescent Mining and Development Corporation (Crescent) which is covered by MPSA No. 057-096-CAR. The execution sale was done in connection with the case filed by DDCP before the RTC-Makati City against Pacific Falcon Resources Corporation (Pacific Falcon) for the payment of drilling services rendered at the Guinaoang Project amounting to US\$307,187. Per records of the MGB and the Joint Venture Agreement between Crescent and Pacific Falcon (formerly known as Trans Asian Resources Ltd.), Pacific Falcon has a 40% interest in the subject MPSA. DDCP had the pertinent certificate of sale registered with the MGB and requested the MGB for approval of the transfer to DDCP of Pacific Falcon's 40% interest in MPSA No. 057-096-CAR. The MGB having refused to effect, such transfer DDCP, filed a motion with the RTC of Makati praying that an Order be issued directing the MGB and the DENR to amend the MPSA of Crescent to reflect DDCP's 40% interest therein, which the RTC granted, subject to the pertinent provisions of mining law and its Implementing Rules and Regulations ("IRR"). The DENR filed a petition for review of the said Order with the Court of Appeals but the same was dismissed for lack of merit. On the other hand, Crescent filed a Petition for Review with the Court of Appeals, claiming that the Decision of the RTC dated 23 April 2001 could no longer be executed because it was barred by prescription. The CA granted the petition. DDCP elevated the matter to the Supreme Court where it is pending resolution.
- (j) SEC Transitional Relief in PAS 39

The SEC, in its Notice (the Notice) dated November 30, 2006 pursuant to Resolution No. 493, provided transitional relief allowing certain commodity derivative contracts of mining companies be "grandfathered" and exempted from the fair value requirements of PAS 39.

The said exemption will apply only if the following requirements are met:

1. Commodity derivative contracts entered into and effective prior to January 1, 2005;
2. Commodity derivative contracts with original maturity of more than one (1) year; and
3. Commodity derivative contracts that would have qualified under PAS 39 hedge accounting rules had these been applied at inception of such contracts.

The Parent Company notified SEC that it is availing of the exemption from compliance with PAS 39 pursuant to the Notice on its letter to SEC dated December 19, 2006.

Had the Parent Company qualified and was not exempted from PAS 39, retained earnings will be reduced and liabilities will be increased as at January 1, 2005 by ₱1,280,000.

- (k) Reclassification adjustments
 1. The Parent Company and its subsidiary, SI, reclassified the revaluation increment in land account with the balance amounting to ₱511,504 to retained earnings. The revaluation increment pertains to the remaining balance of the deemed cost adjustment on land which arose when the Group transitioned to PFRS in 2005.



As at December 31, 2022 and 2021, the balance of retained earnings which will not be available for dividend distribution, includes the remaining balance of the deemed cost adjustment amounting to ₱248,502.

2. The consolidated financial statements reflected the proper accounting for the Group's revaluation increment in land.
3. There were some reclassifications made in December 31, 2021 balances to facilitate proper classification and conform to the December 31, 2022 consolidated financial statements presentation.

(l) EO No. 79

On July 12, 2012, EO No. 79 was released to lay out the framework for the implementation of mining reforms in the Philippines. The policy highlights several issues that includes area of coverage of mining, small-scale mining, creation of a council, transparency and accountability and reconciling the roles of the national government and local government units. Management believes that EO 79 has no major impact on its current operations since the mine is covered by an existing MPSA with the government. Section 1 of EO No. 79, provides that mining contracts approved before the effectivity of the EO shall continue to be valid, binding, and enforceable so long as they strictly comply with existing laws, rules and regulations and the terms and conditions of their grant.

On March 7, 2013, the MGB has recommended with the DENR the lifting of DENR Memorandum Order No. 2011-01 on the suspension of acceptance of all types of mining applications. Effective March 18, 2013, MGB has started accepting mining applications for Exploration Permits (EPs) and Financial or Technical Assistance Agreement (FTAA) pursuant to DENR Administrative Order (DAO) No. 2013-11.

On April 14, 2021, President Rodrigo R. Duterte issued EO 130 lifting the moratorium on mineral agreements.

- (m) The Parent Company initiated in 2005 a case for the declaration of nullity of forward gold contracts with Rothschild to sell 97,476 ounces of gold on the ground that they are considered as wagering transactions under Philippine law. In a decision dated February 5, 2018, the Regional Trial Court ("RTC") of Makati City ruled in favor of Lepanto, declaring the subject contracts null and void. Defendant Rothschild elevated the matter to the Court of Appeals, which affirmed the decision in favor of Lepanto. Rothschild filed a Petition for Review with the Supreme Court.
- (n) The Parent Company received on February 14, 2017 an Order of Suspension from the then DENR Secretary alleging the Parent Company had violated "certain provisions" of the EIS Law, the Philippine Mining Act, DAO No. 2010-21, and DAO No. 2000-98. On the same date, the Parent Company filed a Notice of Appeal with the Office of the President (OP) pursuant to Administrative Order No. 22, Series of 2011, which filing effectively stayed the execution of the Order. The Parent Company filed its Memorandum on Appeal with the OP a month later. In a decision dated October 12, 2017, the OP provisionally lifted the Suspension Order subject to the following conditions: (i) The Parent Company is given six months from receipt of the decision to implement appropriate mitigating measures and ordered to pay fines to the Mines and Geosciences Bureau and Environmental Management Bureau; and (ii) The appropriate agency of the DENR is directed to conduct a monthly inspection on Company's compliance with the decision and to submit a monthly report to the Office of the President regarding the progress of the corrective measures. The Parent Company has paid the fines and is complying with the said decision.



31. Financial Risk Management Objectives and Policies

The Group's principal financial instruments comprise cash and interest-bearing borrowings. The main purpose of the Group's financial instruments is to fund the Group's operations. The Group has other financial instruments such as receivables, AFS financial assets and trade and other payables, which arise directly from operations. The main risks arising from the use of financial instruments are credit risk, market risk, and liquidity risk.

The Group's BOD reviews and approves the policies for managing each of these risks and they are summarized below.

Credit Risk

Credit risk refers to the potential loss arising from any failure by counterparties to fulfill their obligations, as and when they fall due. It is inherent to the business as potential losses may arise due to the failure of its customers and counterparties to fulfill their obligations on maturity dates or due to adverse market conditions.

The credit risk arising from these financial assets arises from default of the counterparty, with maximum exposure equal to the carrying amount of these instruments. The Group's gross maximum exposure to credit risk is equivalent to the carrying values since there are no collateral agreements for these financial assets.

Credit Risk Exposure

With respect to credit risk arising from cash, trade and other receivables, financial assets designated at FVOCI, and MRFs and under "Other noncurrent assets", the Group's exposure to credit risk arises from default of the counterparty, with a maximum exposure equal to the carrying amount of these instruments.

The table below shows the gross maximum exposure to credit risk without consideration to collaterals or other credit enhancements for the components of the consolidated statements of financial position as at December 31, 2022 and 2021.

	2022	2021
Cash in banks (Note 4)	₱49,342	₱33,141
Trade receivables (Note 5)	45,612	89,880
Nontrade receivables (Note 5)	19,691	13,602
MRFs under "Other noncurrent assets"	2,765	3,252
Financial assets designated at FVOCI (Note 10)		
Quoted instruments	42,752	31,552
Unquoted instruments	3,894	3,894
	₱164,056	₱175,321

As at December 31, 2022 and 2021, these financial assets, except receivables where allowance for ECL were recognized, are neither past due nor impaired.

Cash in banks, Trade receivables not subject to provisional pricing), Nontrade and other receivables, Financial assets designated at FVOCI, and MRFs under "Other noncurrent assets"

In determining the credit risk exposure for cash in banks, financial assets designated at FVOCI, and MRFs under "Other noncurrent asset, the Group has established probability of default rates based on available credit ratings published by third-party credit rating agencies. The credit ratings already considered the forward-looking information. When a counterparty does not have published credit ratings, the Group benchmarks the credit ratings of comparable companies, adjusted to account for the



difference in size and other relevant metrics. While cash in banks and short-term cash investments are also subject to the impairment requirements of PFRS 9, the identified impairment loss was immaterial.

	2022				
	General Approach			Simplified Approach	Total
	Stage 1	Stage 2	Stage 3		
Cash in banks	P49,342	P-	P-	P-	P49,342
Trade receivables (not subject to provisional pricing)	-	-	-	63,637	63,637
Nontrade and other receivables	19,691	-	386	-	20,077
MRFs under "Other noncurrent assets"	2,765	-	-	-	2,765
Financial assets designated at FVOCI					
Quoted equity shares	42,752	-	-	-	42,752
Unquoted equity shares	3,894	-	-	-	3,894
	P118,444	P-	P386	P63,637	P182,467

	2021				
	General Approach			Simplified Approach	Total
	Stage 1	Stage 2	Stage 3		
Cash in banks	P33,141	P-	P-	P-	P33,141
Trade receivables (not subject to provisional pricing)	-	-	-	58,136	58,136
Nontrade and other receivables	13,602	-	386	-	13,988
MRFs under "Other noncurrent assets"	3,252	-	-	-	3,252
Financial assets designated at FVOCI					
Quoted equity shares	31,552	-	-	-	31,552
Unquoted equity shares	3,894	-	-	-	3,894
	P85,441	P-	P386	P58,136	P143,963

General Approach

The credit risk of financial assets under the general approach are determined to be under Stage 1. Individually impaired that were specifically determined by the Group is under Stage 3 and is fully provided with ECL.



Simplified Approach

Set out below is the information about the credit risk exposure to the Group's trade receivables (not subject to provisional pricing) using simplified approach (provisional matrix).

	Current	Days past due				Total
		< 30 days	31-60 days	61-90 days	>91 days	
2022						
ECL rate	0%	0%	0%	0%	100%	
Estimated total gross carrying amount at default	₱44,019	₱485	₱4	₱604	₱18,525	₱63,637
ECL	₱-	₱-	₱-	₱-	₱18,525	₱18,525

	Current	Days past due				Total
		< 30 days	31-60 days	61-90 days	>91 days	
2021						
ECL rate	0%	0%	0%	0%	100%	
Estimated total gross carrying amount at default	₱39,009	₱563	₱17	₱535	₱18,012	₱58,136
ECL	₱-	₱-	₱-	₱-	₱18,012	₱18,012

Trade receivables (subject to provisional pricing)

All gold exports when priced are practically settled on cash basis. Parent Company's existing contracts with gold refineries allow for advances up to 98% of payable metals paid in two working days from pricing. Full settlement is normally received within three working days. For copper concentrates, Parent Company's existing contracts with smelters allow for advances of 95% of payable metals paid within two to five working days from pricing. Full settlement, however, takes three to six months.

The Parent Company enters into marketing contracts only with refineries and smelters of established international repute. Since the Parent Company became a primary gold and copper concentrates producer, it has entered into exclusive refining agreement with Heraeus for gold and Open Mineral AG for gold-copper concentrates.

The Group has a significant concentration of credit risk in relation to its trade receivables from Heraeus Ltd. pertaining to sales of bullion. Such risk is managed by securing the specific approval of the BOD before entering into contracts with refineries and by assessing the creditworthiness of such refineries.

As at December 31, 2022 and 2021, the Group's trade receivables subject to provisional pricing amounted to ₱500 and ₱49,756, respectively.

Market Risk

Market risk is the risk of loss to future earnings, to fair values or to future cash flows that may result from changes in the price of a financial instrument. The value of a financial instrument may change as a result of changes in foreign currency exchange rates.

Foreign Exchange Risk

Foreign exchange risk is the risk to earnings or capital arising from changes in foreign exchange rates. The Group takes on exposure to effects of fluctuations in the prevailing foreign currency exchange rates on its consolidated financial statements and consolidated statements of cash flows.

The Group follows a policy to manage its currency risk by closely monitoring its cash flow position and by providing forecast on all other exposures in non-Philippine Peso currencies.



The Group sells its product to the interstates national market. All metal sales are denominated in US\$. Dollar conversion of metal sales to Philippine Peso is based on the prevailing exchange rate at the time of sale.

The Group's US\$ denominated monetary assets and liabilities as at December 31, 2022 and 2021 follow:

	2022		2021	
	Original Currency	Peso Equivalent	Original Currency	Peso Equivalent
<u>Assets</u>				
Cash	US\$31	₱1,738	US\$52	₱2,648
Trade receivables	150	8,347	1,116	56,934
	US\$181	₱10,085	US\$1,168	₱59,582
<u>Liabilities</u>				
Trade payables and accrued expenses	US\$1,010	₱56,338	US\$1,901	₱ 96,949
Borrowings	1,000	55,755	1,025	52,270
	US\$2,010	₱112,093	US\$2,926	₱149,219
Net assets (liabilities)	(US\$1,829)	(₱102,008)	(US\$1,758)	(₱89,637)

As at December 31, 2022 and 2021, the exchange rate of the Philippine Peso to the US\$ is ₱55.76 and ₱50.99, respectively to US\$1.

The sensitivity to a reasonably possible change in the US\$ exchange rate, with all other variables held constant, of the Group's income before income tax as of December 31, 2022 and 2021 is as follows:

Currency	2022		2021	
	Change in foreign exchange rate	Sensitivity of Pretax Income	Change in foreign exchange rate	Sensitivity of Pretax Income
US\$	(₱1.14)	2,086	(₱1.02)	1,793
	₱1.02	(1,866)	₱0.27	(475)

There is no other impact on the Group's equity other than those already affecting the consolidated profit or loss.

Liquidity Risk

Liquidity risk arises from the possibility that the Group may encounter difficulties in raising funds to meet maturing obligations from financial instruments or that a market for derivatives may not exist in some circumstances.

The Group's objective is to maintain a balance between continuity of funding and flexibility through the use of advances from related parties. The Group considers its available funds and its liquidity in managing its long-term financial requirements. For its short-term funding, the Group's policy is to ensure that there are sufficient capital inflows to match repayments of short-term debt.

As part of its liquidity risk management, the Group regularly evaluates its projected and actual cash flows. It also continuously assesses conditions in the financial markets for opportunities to pursue fund raising activities, in case any requirements arise. Fund raising activities may include availing of bank loans and capital market issues. Accordingly, its loan maturity profile is regularly reviewed to ensure availability of funding through an adequate amount of credit facilities with financial institutions.



The table below summarizes the maturity profile of the Group's financial liabilities which is based on contractual undiscounted payments and financial assets which are used to manage the liquidity risk as at December 31, 2022 and 2021:

2022	On demand	Less than three months	Three to six months	More than six to 12 months	More than one to two years	More than two years	Total
Financial Assets:							
Cash on hand (Note 4)	₱4,248	₱-	₱-	₱-	₱-	₱-	₱4,248
Cash in banks (Note 4)	49,342	-	-	-	-	-	49,342
Trade receivables (Note 5)	44,854	154	-	604	-	-	45,612
MRF	2,765	-	-	-	-	-	2,765
Nontrade receivables (Note 5)	19,691	-	-	-	-	-	19,691
Financial assets designated at FVOCI (Note 10)	46,646	-	-	-	-	-	46,646
Total	167,546	154	-	604	-	-	168,304
Financial Liabilities:							
Trade and other payables (Note 13)*	(283,085)	(462,875)	(112,670)	(210,841)	(967,699)	(720,780)	(2,757,950)
Borrowings (Note 14)	-	(10,146)	(10,139)	(21,372)	(43,235)	(155,270)	(240,162)
Lease liabilities							
Carrying amount	-	(1,936)	(594)	(5,579)	(1,941)	-	(10,050)
Unamortized discount	-	(202)	(159)	(190)	(28)	-	(579)
Total	(283,085)	(475,159)	(123,562)	(237,982)	(1,012,903)	(876,050)	(3,008,741)
	(₱133,865)	(₱474,670)	(₱123,562)	(₱237,378)	(₱1,012,903)	(₱876,050)	(₱2,858,428)

*Excluding payable to regulatory authorities

2021	On demand	Less than three months	Three to six months	More than six to 12 months	More than one to two years	More than two years	Total
Financial Assets:							
Cash on hand (Note 4)	₱2,513	₱-	₱-	₱-	₱-	₱-	₱2,513
Cash in banks (Note 4)	33,141	-	-	-	-	-	33,141
Trade receivables (Note 5)	74,885	220	17	335	-	14,423	89,880
MRF	3,252	-	-	-	-	-	3,252
Nontrade receivables (Note 5)	13,459	-	-	-	-	143	13,602
Financial assets designated at FVOCI (Note 10)	35,446	-	-	-	-	-	35,446
Total	162,696	220	17	335	-	14,566	177,834
Financial Liabilities:							
Trade and other payables (Note 13)*	(406,274)	(364,747)	(157,470)	(99,071)	(1,305,944)	(324,872)	(2,658,378)
Borrowings (Note 14)	(125,608)	-	-	-	(51,033)	-	(176,641)
Lease liabilities							
Carrying amount	-	(1,943)	(1,454)	(2,667)	(5,755)	(1,532)	(13,351)
Unamortized discount	-	(316)	(274)	(448)	(475)	(26)	(1,539)
Total	(531,493)	(367,006)	(159,198)	(102,186)	(1,363,595)	(326,430)	(2,849,909)
	(₱368,797)	(₱366,786)	(₱159,181)	(₱101,851)	(₱1,363,595)	(₱311,864)	(₱2,672,075)

*Excluding payable to regulatory authorities

The group plans to address its liquidity gap by a combination of issuance of equity securities, availment of advances from related parties or loans from banks.

Fair Values

PFRS 13 defines fair value as the price that would be received to sell an asset or paid to transfer a liability in an orderly transaction between market participants at the measurement date. The Group uses valuation techniques that are appropriate in the circumstances and for which sufficient data are available to measure fair value, maximizing the use of relevant observable inputs and minimizing the use of unobservable inputs.



Cash in Banks, Trade Receivables, Nontrade Receivables and Trade and Other Payables

The carrying amounts of cash in banks, trade receivables, nontrade receivables and trade and other payables, which are all subject to normal trade credit terms and are short-term in nature, approximate their fair values.

Financial Assets Designated at FVOCI

Fair values of financial assets designated at FVOCI quoted equity securities are based on quoted prices published in markets. Fair values of financial assets designated at FVOCI unquoted equity securities are based on the latest selling price available.

Borrowings

The outstanding short-term borrowings and long-term borrowings as at December 31, 2022 and 2021 bear floating rates that are repriced monthly and quarterly.

The fair value of the interest-bearing long-term debt in 2022 and 2021 is based on the discounted value of future cash flows using the applicable rates for the similar types of loans.

The Group uses the following hierarchy for determining and disclosing the fair value by valuation technique:

- Quoted prices in active markets for identical asset or liability (Level 1);
- Those involving inputs other than quoted prices included in Level 1 that are observable for the asset or liability, either directly (as prices) or indirectly (derived from prices) (Level 2); and
- Those inputs for asset or liability that are not based on observable market data (unobservable inputs) (Level 3).

The fair value hierarchy of the financial assets and liabilities as at December 31 of each year is presented as follows:

2022	Level 1	Level 2	Level 3	Total
Financial assets designated at FVOCI	₱42,752	₱-	₱3,894	₱46,646
Borrowings	-	(240,162)	-	(240,162)
	₱42,752	(₱240,162)	₱3,894	(₱193,516)
2021	Level 1	Level 2	Level 3	Total
Financial assets designated at FVOCI	₱3,684	₱31,552	₱210	₱35,446
Borrowings	-	(176,641)	-	(176,641)
	₱3,684	(₱145,089)	₱210	(₱141,195)

There were no transfers between levels of fair value measurement as at December 31, 2022 and 2021.

32. Capital Management

The primary objective of the Group's capital management is to ensure that the Group maintains positive cash balance in order to support their businesses, pay existing obligations and maximize shareholder value. The Group manages its capital structure and makes adjustments to it, in light of changes in economic conditions. To maintain or adjust the capital structure, the Group may obtain additional advances from stockholders or issue new shares. No changes were made in the objectives, policies or



processes during the year ended December 31, 2022 and 2021. The Group monitors capital using the consolidated financial statements. The Group has complied with all externally imposed capital requirements in 2022 and 2021.

As at December 31, 2022 and 2021, the Group's capital, which is composed of common shares and additional paid-in capital, amounted to ₱11,712,718.

33. Segment Information

The primary segment reporting format is determined to be business segments as the Group's risks and rates of return are affected predominantly by differences in the products and services produced. The operating businesses are organized and managed separately according to the nature of the products and services provided, with each segment representing a strategic business unit that offers different products and serves different markets. The Group derives revenue from the following main operating business segments:

Mining Activities

This segment engages in exploration and mining of gold, silver, copper, lead, zinc and all kinds of ores, metals, minerals, oil, gas and coal and their related by-products. Revenue from sale of metals - bullion represent sale from one customer, Heraeus. Revenue from sale of metals - concentrate are significantly from IXM S.A. and Cliveden in 2020, with each approximating half of total concentrate revenues, and from Open Mineral AG in 2021.

Service

This segment derives its income from drilling, hauling and sawmilling services to its related and outside parties.

Others

This segment is engaged in the trading, manufacturing, investing and insurance broker activities of the Group.

Transfer prices between business segments are set on an arm's-length basis in a manner similar to transactions with third parties. Segment revenue, segment expense and segment result include transfers between business segments. Those transfers are eliminated in consolidation.

The Group operates and generates revenue principally in the Philippines. Thus, geographical segmentation is not required.

The following tables present certain information regarding the Group's operating business segments:

2022	Mining	Service	Others	Elimination	Consolidated
Revenue from external customers:					
Sale of metals – net	₱1,845,867	₱–	₱–	₱–	₱1,845,867
Others	5,105	–	7,314	–	12,419
Inter-segment revenue	2,475	63,908	15,802	(82,185)	–
Segment revenue	1,853,447	63,908	23,116	(82,185)	1,858,286
Cost and operating expenses	(2,296,690)	(69,382)	(27,922)	82,782	(2,311,212)
Share in operating results of associates	–	–	–	(2,759)	(2,759)
Income (loss) before income tax	(443,243)	(5,474)	(4,806)	(2,162)	(455,685)
Finance cost, net of other income	(38,213)	1,268	16,936	(11,294)	(31,303)
Provision for (benefit from) income tax	(2,678)	(5,399)	258	–	(7,819)
Net income (loss)	(₱484,134)	(₱9,605)	₱12,388	(₱13,455)	(₱494,807)



2022	Mining	Service	Others	Elimination	Consolidated
Segment assets	₱15,708,661	₱228,931	₱630,369	(₱858,049)	₱15,767,881
Investments in and advances to associates	970,384	–	2,767	(520,778)	452,373
Segment liabilities	(10,605,277)	(201,587)	(144,755)	351,455	(10,658,128)
Depreciation	461,904	11,271	4,464	–	477,639
Capital expenditures:					
Tangible fixed assets	5,881,880	7,218	354,243	50,076	6,298,442
Intangible assets	657	–	–	–	657
Cash flows arising from (used in):					
Operating activities	459,743	3,610	(29,129)	(151,225)	282,999
Investing activities	(459,803)	(3,061)	41,295	142,196	(279,373)
Financing activities	6,107	(414)	(642)	8,655	13,706
2021	Mining	Service	Others	Elimination	Consolidated
Revenue from external customers:					
Sale of metals - net	₱1,567,004	₱–	₱–	₱–	₱1,567,004
Others	5,278	5,517	7,226	–	18,021
Inter-segment revenue	2,244	42,925	13,614	(58,783)	–
Segment revenue	1,574,526	48,442	20,840	(58,783)	1,585,025
Cost and operating expenses	(2,059,897)	(64,211)	(30,503)	63,249	(2,091,362)
Share in operating results of associates	–	–	–	54	54
Income (loss) before income tax	(485,371)	(15,769)	(9,663)	4,520	(506,283)
Finance cost, net of other income	5,916	812	7,477	(4,467)	9,738
Provision for (benefit from) income tax	(35,146)	(2,582)	19,721	–	(18,007)
Net income (loss)	(₱514,601)	(₱17,539)	₱17,535	₱53	(₱514,552)
Segment assets	₱16,095,859	₱245,771	₱612,116	(₱827,441)	₱16,194,157
Investments in and advances to associates	969,571	–	12,590	(504,859)	477,302
Segment liabilities	(10,711,889)	(210,399)	(152,543)	350,788	(10,724,043)
Depreciation	368,957	24,004	4,562	–	488,982
Capital expenditures:					
Tangible fixed assets	5,945,193	15,199	368,570	50,076	6,379,069
Intangible assets	900	–	–	–	900
Cash flows arising from (used in):					
Operating activities	249,402	(1,195)	(11,885)	16,243	252,745
Investing activities	(281,740)	1,013	94,029	(100,737)	(287,435)
Financing activities	32,827	(414)	(76,949)	82,353	37,817
2020	Mining	Service	Others	Elimination	Consolidated
Revenue from external customers:					
Sale of metals - net	₱1,460,353	₱–	₱–	₱–	₱1,460,353
Others	2,252	4,168	6,205	–	12,625
Inter-segment revenue	2,274	36,227	15,657	(54,158)	–
Segment revenue	1,464,879	40,395	21,862	(54,158)	1,472,978
Cost and operating expenses	(2,135,365)	(63,270)	(26,982)	59,604	(2,166,013)
Share in operating results of associates	–	–	–	(1,875)	(1,875)
Income (loss) before income tax	(670,486)	(22,875)	(5,120)	3,571	(694,910)
Finance cost, net of other income	(52,322)	14,573	(14,506)	(486)	(52,741)
Provision for (benefit from) income tax	17,102	(20,781)	354	–	(3,325)
Net income (loss)	(₱705,706)	(₱29,083)	(₱19,272)	₱3,085	(₱750,976)
Segment assets	₱16,354,006	₱266,392	₱691,280	(₱901,269)	₱16,410,409
Investments in and advances to associates	966,273	–	95,905	(504,331)	557,847
Segment liabilities	(10,562,697)	(216,081)	(258,244)	412,746	(10,624,276)
Depreciation	460,416	24,004	4,562	–	488,982
Capital expenditures:					
Tangible fixed assets	6,206,211	29,760	371,044	49,539	6,656,554
Intangible assets	1,702	–	–	–	1,702
Cash flows arising from (used in):					
Operating activities	13,833	(8,712)	3,251	257,129	265,501
Investing activities	(60,804)	6,581	851	(272,045)	(325,417)
Financing activities	49,233	685	146	(18,427)	31,637



34. Events after the Reporting Period

Arbitration Case concerning the MPSA Renewal

On January 4, 2023, the Parent Company and FSGRI filed with the Supreme Court a Motion for Reconsideration of the decision dated June 21, 2022 vacating the Final Award. In a Resolution dated January 24, 2023, the Supreme Court denied the said motion.

The MGB-CAR has endorsed to the NCIP the application of the Parent Company and FSGRI for the renewal of the MPSA and the FPIC process is underway.

Since the SC decision expressly states that it is “without prejudice to their (Lepanto and FSGRI) full compliance with the requirement of the Free and Prior Informed and Written Consent requirement (sic) of the Mankayan Indigenous Cultural Communities/ Indigenous Peoples as a condition for the renewal of Mineral Production Sharing Agreement No. 001-90”, Parent Company’s mining operations continue.



INDEPENDENT AUDITOR'S REPORT ON COMPONENTS OF FINANCIAL SOUNDNESS INDICATORS

The Stockholders and the Board of Directors
Lepanto Consolidated Mining Company
21st Floor, Lepanto Building
Paseo de Roxas, Makati City

We have audited in accordance with Philippine Standards on Auditing, the consolidated financial statements of Lepanto Consolidated Mining Company and Subsidiaries (the Group) as at December 31, 2022 and 2021 and for each of the three years in the period ended December 31, 2022, and have issued our report thereon dated May 15, 2023. Our audits were made for the purpose of forming an opinion on the consolidated financial statements taken as a whole. The Supplementary Schedule of Financial Soundness Indicators, including their definitions, formulas, calculation, and their appropriateness or usefulness to the intended users, are the responsibility of the Group's management. These financial soundness indicators are not measures of operating performance defined by Philippine Financial Reporting Standards (PFRSs) and may not be comparable to similarly titled measures presented by other companies. This schedule is presented for the purpose of complying with the Revised Securities Regulation Code Rule 68 issued by the Securities and Exchange Commission, and is not a required part of the basic financial statements prepared in accordance with PFRS. The components of these financial soundness indicators have been traced to the Group's consolidated financial statements as at December 31, 2022 and 2021 and for each of the three years in the period ended December 31, 2022 and no material exceptions were noted.

SYCIP GORRES VELAYO & CO.



Eleanore A. Layug

Partner

CPA Certificate No. 0100794

Tax Identification No. 163-069-453

BOA/PRC Reg. No. 0001, August 25, 2021, valid until April 15, 2024

SEC Partner Accreditation No. 100794-SEC (Group A)

Valid to cover audit of 2021 to 2025 financial statements of SEC covered institutions

SEC Firm Accreditation No. 0001-SEC (Group A)

Valid to cover audit of 2021 to 2025 financial statements of SEC covered institutions

BIR Accreditation No. 08-001998-097-2020, November 27, 2020, valid until November 26, 2023

PTR No. 9564637, January 3, 2023, Makati City

May 15, 2023



SCHEDULE OF FINANCIAL SOUNDNESS INDICATORS

As of December 31, 2022

LEPANTO CONSOLIDATED MINING COMPANY AND SUBSIDIARIES

21st Floor, Lepanto Building, Paseo de Roxas, Makati City

	Formula	2022	2021
<u>Profitability Ratios:</u>			
Return on assets	$\frac{\text{Net Loss}}{\text{Total Assets}}$	(3.15%)	(3.19%)
Return on equity	$\frac{\text{Net Loss}}{\text{Total Equity}}$	(9.68%)	(9.55%)
Gross profit margin	$\frac{\text{Gross Profit}}{\text{Net Revenues}}$	(13.48%)	(20.40%)
Net profit margin	$\frac{\text{Net Loss}}{\text{Revenues}}$	(26.63%)	(32.46%)
<u>Liquidity and Solvency Ratios:</u>			
Current ratio	$\frac{\text{Current Assets}}{\text{Current Liabilities}}$	0.44:1	0.53:1
Quick ratio	$\frac{\text{Current Assets} - \text{Inventories} - \text{Advances to Suppliers and Contractors} - \text{Other Current Assets}}{\text{Current Liabilities}}$	0.05:1	0.04:1
Solvency ratio	$\frac{\text{Net Loss}}{\text{Total Liabilities}}$	(0.05:1)	(0.05:1)
<u>Financial Leverage Ratios:</u>			
Asset to equity ratio	$\frac{\text{Total Assets}}{\text{Total Equity}}$	3.07	2.99
Debt to equity ratio	$\frac{\text{Total Liabilities}}{\text{Total Equity}}$	2.07	1.99
Interest coverage ratio	$\frac{\text{Earnings Before Interest and Taxes (EBIT)}}{\text{Finance Costs}}$	7.72	8.98

LEPANTO CONSOLIDATED MINING COMPANY AND SUBSIDIARIES
INDEX TO THE SUPPLEMENTARY SCHEDULES

Annex I: Reconciliation of Retained Earnings Available for Dividend Declaration

Annex II: Map of the Relationships of the Companies Within the Group

Annex III: Supplementary Schedules Required by Annex 68-J

- Schedule A. Financial Assets
- Schedule B. Amounts Receivable from Directors, Officers, Employees, Related Parties, and Principal Stockholders (Other than Related Parties)
- Schedule C. Amounts Receivable from Related Parties which are Eliminated During the Consolidation of Financial Statements
- Schedule D. Long-term Debt
- Schedule E. Indebtedness to Related Parties
- Schedule F. Guarantees of Securities of Other Issuers
- Schedule G. Capital Stock

INDEPENDENT AUDITOR'S REPORT ON SUPPLEMENTARY SCHEDULES

The Stockholders and Board of Directors
Lepanto Consolidated Mining Company
21st Floor, Lepanto Building
Paseo de Roxas, Makati City

We have audited in accordance with Philippine Standards on Auditing, the consolidated financial statements of Lepanto Consolidated Mining Company and Subsidiaries (the Group) as at December 31, 2022 and 2021, and for each of the three years in the period ended December 31, 2022, and have issued our report thereon dated May 15, 2023. Our audits were made for the purpose of forming an opinion on the consolidated financial statements taken as a whole. The schedules listed in the Index to the Consolidated Financial Statements and Supplementary Schedules are the responsibility of the Group's management. These schedules are presented for purposes of complying with the Revised Securities Regulation Code Rule 68, and are not part of the basic consolidated financial statements. These schedules have been subjected to the auditing procedures applied in the audit of the consolidated financial statements and, in our opinion, fairly state, in all material respects, the financial information required to be set forth therein in relation to the basic consolidated financial statements taken as a whole.

SYCIP GORRES VELAYO & CO.



Eleanore A. Layug

Partner

CPA Certificate No. 0100794

Tax Identification No. 163-069-453

BOA/PRC Reg. No. 0001, August 25, 2021, valid until April 15, 2024

SEC Partner Accreditation No. 100794-SEC (Group A)

Valid to cover audit of 2021 to 2025 financial statements of SEC covered institutions

SEC Firm Accreditation No. 0001-SEC (Group A)

Valid to cover audit of 2021 to 2025 financial statements of SEC covered institutions

BIR Accreditation No. 08-001998-097-2020, November 27, 2020, valid until November 26, 2023

PTR No. 9564637, January 3, 2023, Makati City

May 15, 2023



SCHEDULE I
RECONCILIATION OF RETAINED EARNINGS
AVAILABLE FOR DIVIDEND DECLARATION

As of December 31, 2022
(Amounts in thousands)

LEPANTO CONSOLIDATED MINING COMPANY AND SUBSIDIARIES

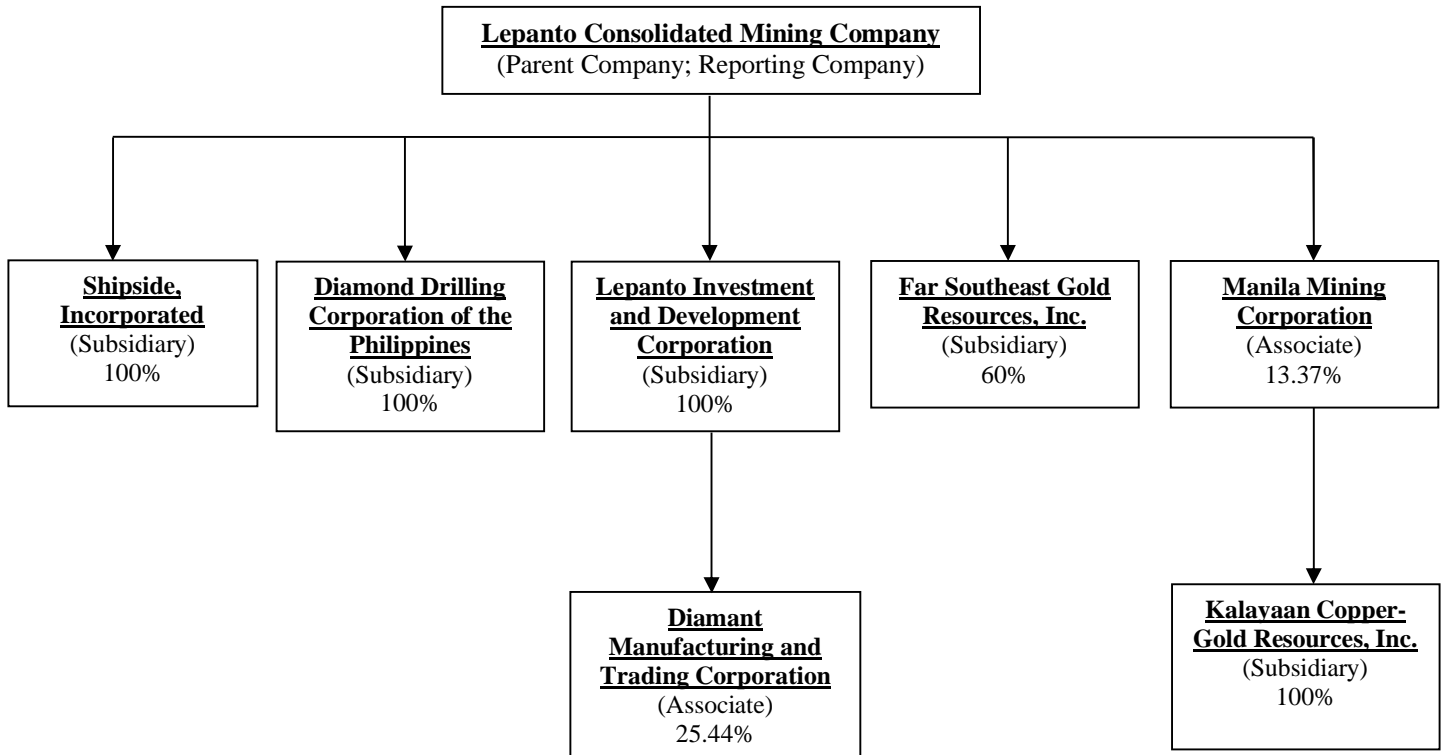
21st Floor, Lepanto Building, Paseo de Roxas, Makati City

Unappropriated Retained Earnings, as adjusted to available for dividend distribution, beginning of the year		(₱7,041,177)
Add: Net loss actually earned/realized during the period		
Net loss during the period closed to Retained Earnings	(495,365)	
Less: Non-actual/unrealized income net of tax		
Equity in net income of associate/joint venture	—	
Unrealized foreign exchange gain - (after tax) except those attributable to cash and cash equivalents	—	
Unrealized actuarial gain	—	
Fair value adjustment (mark-to-market gains)	—	
Fair value adjustment of investment property resulting to gain	—	
Adjustment due to deviation from PFRS - gain	—	
Other unrealized gains or adjustments to the retained earnings as a result of certain transactions accounted for under PFRS	—	
Subtotal	—	
Add: Non-actual losses		
Depreciation on revaluation increment (after tax)	—	
Adjustment due to deviation from PFRS - loss	—	
Loss on fair value adjustment of investment property (after tax)	—	
Subtotal	—	
Net loss actually incurred during the period		(495,365)
Add (Less):		
Dividend declarations during the period	—	
Appropriations of retained earnings during the period	—	
Reversals of appropriations	—	
Effects of prior period adjustments	—	
Treasury shares	—	
Subtotal	—	
TOTAL RETAINED EARNINGS, END		
AVAILABLE FOR DIVIDEND DISTRIBUTION		₱—

†Amount is zero since the reconciliation results to a deficit

SCHEDULE II
MAP OF THE RELATIONSHIPS OF THE COMPANIES WITHIN THE GROUP
As of December 31, 2022

LEPANTO CONSOLIDATED MINING COMPANY AND SUBSIDIARIES
21st Floor, Lepanto Building, Paseo de Roxas, Makati City



SCHEDULE III
SUPPLEMENTARY SCHEDULES REQUIRED BY ANNEX 68-J

As of December 31, 2022

LEPANTO CONSOLIDATED MINING COMPANY AND SUBSIDIARIES

21st Floor, Lepanto Building, Paseo de Roxas, Makati City

SCHEDULE A: FINANCIAL ASSETS

Name of issuing entity and association of each issue	Number of shares or principal amounts of bonds and notes	Amounts shown in the Statement of Financial Position (figures in thousands)	Income received and accrued
Cash:			
Cash on hand	N/A	₱4,248	₱-
Cash in banks	N/A	49,342	35
Receivables:			
Trade	N/A	₱45,612	₱-
Nontrade	N/A	19,691	-
MRFs under “Other noncurrent assets”	N/A	₱3,252	₱3
Financial asset designated at FVOCI:			
Philippine Associated Smelting & Refining Corp.	37,407,798	₱-	₱-
Filsyn Corporation	4,545,034	-	-
Manila Peninsula Hotel	1,304,632	3,684	-
Philippine Fire and Marine Insurance Corp.	330,613	-	-
Crown Fruits	20,000	-	-
Alabang Country Club Inc.	1	9,412	-
Canlubang Golf & Country Club Inc.	1	2,500	-
Club Filipino	1	250	-
Makati (Sports) Club Inc.	1	800	-
Manila Polo Club	1	30,000	-
PHILAM Properties Corp.	1	-	-



SCHEDULE III
SUPPLEMENTARY SCHEDULES REQUIRED BY ANNEX 68-J
As of December 31, 2022

LEPANTO CONSOLIDATED MINING COMPANY AND SUBSIDIARIES
21st Floor, Lepanto Building, Paseo de Roxas, Makati City

SCHEDULE B: AMOUNTS RECEIVABLE FROM DIRECTORS, OFFICERS, EMPLOYEES, RELATED PARTIES AND PRINCIPAL STOCKHOLDERS (OTHER THAN RELATED PARTIES)

Name and Designation of Debtor	Balance at Beginning period	Additions	Amounts Collected	Amounts Written off	Current	Not Current	Balance at end of period
NOT APPLICABLE							



SCHEDULE III
SUPPLEMENTARY SCHEDULES REQUIRED BY ANNEX 68-J
As of December 31, 2022

LEPANTO CONSOLIDATED MINING COMPANY AND SUBSIDIARIES
21st Floor, Lepanto Building, Paseo de Roxas, Makati City

SCHEDULE C: AMOUNTS RECEIVABLE FROM RELATED PARTIES WHICH ARE ELIMINATED DURING THE CONSOLIDATED FINANCIAL STATEMENTS

Name and Designation of Debtor	Balance at Beginning of period	Additions	Amounts Collected / Settled	Amounts Written off	Current	Not Current	Balance at end period
DDCP	P135,493,070	P11,948,237	P33,942,945	P-	P113,498,362	P-	P113,498,362
FSGRI	95,514,152	9,379,211	16,427,022	-	868,466,341	-	88,466,341
LIDC	12,918,444	418,004	1,053,594	-	12,282,854	-	12,282,854



SCHEDULE III
SUPPLEMENTARY SCHEDULES REQUIRED BY ANNEX 68-J
As of December 31, 2022

LEPANTO CONSOLIDATED MINING COMPANY AND SUBSIDIARIES
21st Floor, Lepanto Building, Paseo de Roxas, Makati City

SCHEDULE D: LONG TERM DEBT

Title of Issue and type of obligation	Amount authorized by Indenture	Amount shown under the caption "Current Portion of long-term borrowings" in related balance sheet	Amount shown under the caption "Long-term borrowings- net of current portion" in related balance sheet
Statham Capital Corporation - <i>Gold Delivery Agreement</i>	US\$1,000,000	P-	P55,755,000
UCPB Peso Loan	P184,373,028	P41,622,920	P142,750,108
AUB Peso Loan	P34,160	P34,160	P-



SCHEDULE III
SUPPLEMENTARY SCHEDULES REQUIRED BY ANNEX 68-J
As of December 31, 2022

LEPANTO CONSOLIDATED MINING COMPANY AND SUBSIDIARIES
21st Floor, Lepanto Building, Paseo de Roxas, Makati City

SCHEDULE E: INDEBTEDNESS TO RELATED PARTIES (LONG-TERM LOANS FROM RELATED COMPANIES)

Name of Related Party	Balance at beginning of period	Balance at end of period
<div style="border: 1px solid black; padding: 10px; display: inline-block;">NOT APPLICABLE</div>		



SCHEDULE III
SUPPLEMENTARY SCHEDULES REQUIRED BY ANNEX 68-J
As of December 31, 2022

LEPANTO CONSOLIDATED MINING COMPANY AND SUBSIDIARIES
21st Floor, Lepanto Building, Paseo de Roxas, Makati City

SCHEDULE F: GUARANTEES OF SECURITIES OF OTHER ISSUES

Name of issuing entity of securities guaranteed by the company for which this statement is filed	Title of issue of each class of securities guaranteed	Total amount guaranteed and outstanding	Amount owed by person for which statement is filed	Nature of guarantee
--	---	---	--	---------------------

NOT APPLICABLE



SCHEDULE III
SUPPLEMENTARY SCHEDULES REQUIRED BY ANNEX 68-J

As of December 31, 2022

LEPANTO CONSOLIDATED MINING COMPANY AND SUBSIDIARIES

21st Floor, Lepanto Building, Paseo de Roxas, Makati City

SCHEDULE G: CAPITAL STOCK

The Parent Company's authorized share capital is ₱6.64 billion divided into 66.4 billion shares at ₱0.10 par value each, consisting of 39.8 billion Class "A" and 26.6 billion Class "B" common shares. As at December 31, 2022, total shares issued and outstanding is 66,375,758 held by 27,670 shareholders.

Title of Issue	Number of shares authorized	Number of shares issued and outstanding as shown under related balance sheet caption	Number of shares reserved for options, warrants, conversions and other rights	No. of shares held by		
				Related parties	Directors and Officers	Others
Common Stock						
Class A	39,840,000,000	39,821,417,656	–	30,920	1,318,408,331	38,502,978,405
Class B	26,560,000,000	26,552,508,993	–	783,523	263,765,314	26,287,960,156



prince fabillan

Subject: FW: Your BIR AFS eSubmission uploads were received

From: eafs@bir.gov.ph [mailto:eafs@bir.gov.ph]
Sent: Tuesday, May 2, 2023 7:12 PM
To: IRA.DIDULO@LEPANTOMINING.COM
Cc: IRA.DIDULO@LEPANTOMINING.COM
Subject: Your BIR AFS eSubmission uploads were received

Hi LEPANTO CONSOLIDATED MINING COMPANY,

Valid files

- EAFS000160247RPTTY122022.pdf
- EAFS000160247OTHTY122022.pdf
- EAFS000160247ITRTY122022.pdf
- EAFS000160247TCRTY122022-01.pdf
- EAFS000160247AFSTY122022.pdf

Invalid file

- <None>

Transaction Code: AFS-0-32W41T1N02PYTVXQQMV2Q3VZS09GH79FBD
Submission Date/Time: May 02, 2023 07:11 PM
Company TIN: 000-160-247

Please be reminded that you accepted the terms and conditions for the use of this portal and expressly agree, warrant and certify that:

- The submitted forms, documents and attachments are complete, truthful and correct based on the personal knowledge and the same are from authentic records;
- The submission is without prejudice to the right of the BIR to require additional document, if any, for completion and verification purposes;
- The hard copies of the documents submitted through this facility shall be submitted when required by the BIR in the event of audit/investigation and/or for any other legal purpose.

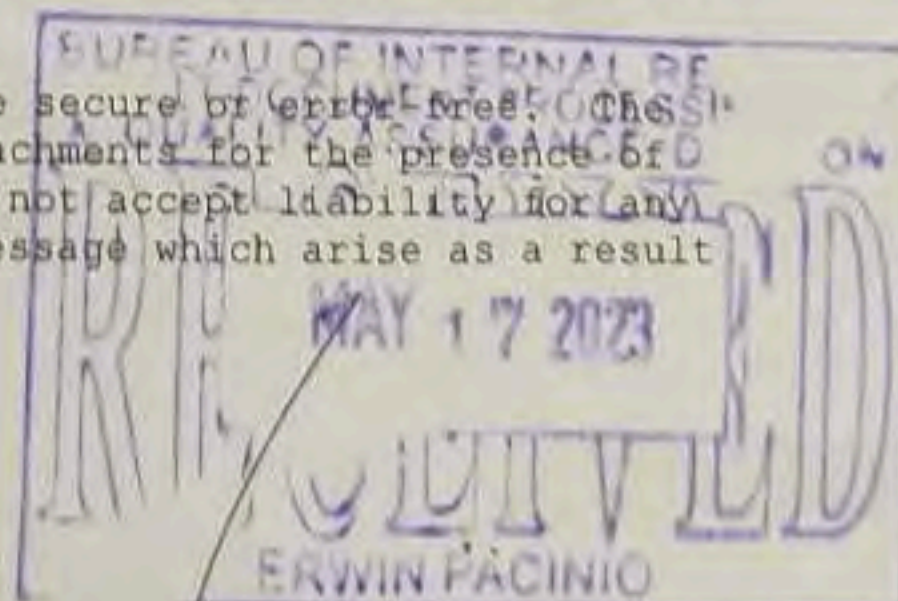
This is a system-generated e-mail. Please do not reply.

DISCLAIMER

This email and its attachments may be confidential and are intended solely for the use of the individual or entity to whom it is addressed.

If you are not the intended recipient of this email and its attachments, you must take no action based upon them, nor must you disseminate, distribute or copy this e-mail. Please contact the sender immediately if you believe you have received this email in error.

E-mail transmission cannot be guaranteed to be secure or error-free. The recipient should check this email and any attachments for the presence of viruses. The Bureau of Internal Revenue does not accept liability for any errors or omissions in the contents of this message which arise as a result of e-mail transmission.





LEPANTO CONSOLIDATED MINING CO.

Lepanto Building, 8747 Paseo de Roxas, 1226 City of Makati, Philippines

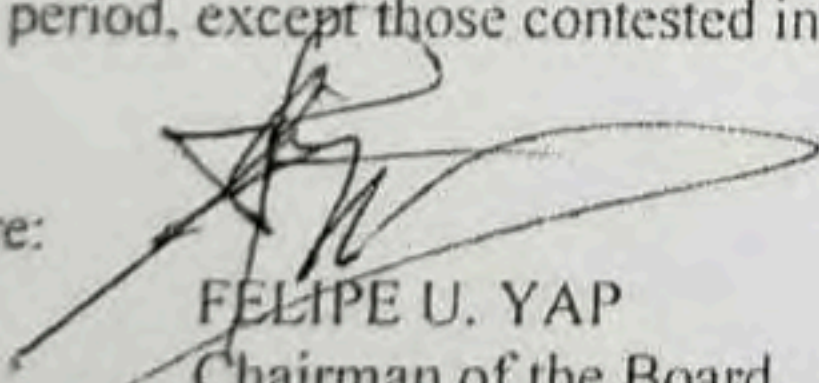
STATEMENT OF MANAGEMENT'S RESPONSIBILITY FOR ANNUAL INCOME TAX RETURN

The Management of Lepanto Consolidated Mining Company is responsible for all information and representations contained in the Annual Income Tax Return for the year ended **December 31, 2022**. Management is likewise responsible for all information and representations contained in the financial statements accompanying the Annual Income Tax Return covering the same reporting period. Furthermore, the Management is responsible for all information and representations contained in all the other tax returns filed for the reporting period, including, but not limited, to the value added tax and/or percentage tax returns, withholding tax returns, documentary stamp tax returns, and any and all other tax returns.

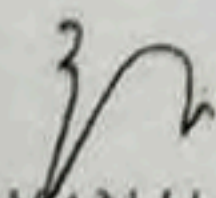
In this regard, the Management affirms that the attached audited financial statements for the year ended **December 31, 2022** and the accompanying Annual Income Tax Return are in accordance with the books and records of Lepanto Consolidated Mining Company is complete and correct in all material respects. Management likewise affirms that:

- a. the Annual Income Tax Return has been prepared in accordance with the provisions of the National Internal Revenue Code, as amended, and pertinent tax regulations and other issuances of the Department of Finance and the Bureau of Internal Revenue;
- b. any disparity of figures in the submitted reports arising from the preparation of financial statements pursuant to financial accounting standards and the preparation of the income tax return pursuant to tax accounting rules has been reported as reconciling items and maintained in the Company's books and records in accordance with the requirements of Revenue Regulations No. 8-2007 and other relevant issuances;
- c. Lepanto Consolidated Mining Company has filed all applicable tax returns, reports and statements required to be filed under Philippine tax laws for the reporting period, and all taxes and other impositions shown thereon to be due and payable have been paid for the reporting period, except those contested in good faith.

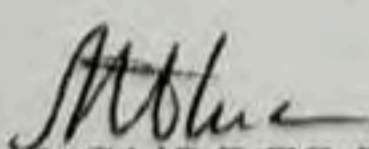
Signature:



FELIPE U. YAP
Chairman of the Board
SSS#06-0091101-0

Signature:


BRYAN U. YAP
President
SSS#33-3067339-5

Signature:


MA. LOURDES B. TUASON
Vice President-Treasurer
SSS#03-2082979-6



Surface Mail: P.O. Box 1460, Makati Central Post Office, 1226, City of Makati, Philippines
Air Mail: P.O. Box 7507, Domestic Airport Post Office, 1300, Domestic Road, Pasay City, Philippines
Telephone No. (0632) 815-9447; Fax No. (0632) 810-5583; E-Mail - info@lepantomining.com



Republic of the Philippines
 Department of Finance
 Bureau of Internal Revenue

For BIR Use Only: BCR/Item:

BIR Form No. 1702-RT January 2018(ENCS) Page 1	Annual Income Tax Return For Corporation, Partnership and Other Non-Individual Taxpayer Subject Only to REGULAR Income Tax Rate <i>Enter all required information in CAPITAL LETTERS. Mark applicable boxes with an "X". Two Copies MUST be filed with the BIR and one held by the taxpayer.</i>	 1702-RT 01/18ENCS P1
--	--	--------------------------

1 For <input type="checkbox"/> Calendar <input type="checkbox"/> Fiscal	3 Amended Return? <input type="checkbox"/> Yes <input type="checkbox"/> No	4 Short Period Return? <input type="checkbox"/> Yes <input type="checkbox"/> No	5 Alphanumeric Tax Code (ATC) IC055 <input type="checkbox"/> Minimum Corporate Income Tax (MCIT) <input checked="" type="checkbox"/>
2 Year Ended (MM/20YY) 12/2022			

Part I - Background Information

6 Taxpayer Identification Number (TIN) 000 - 160 - 247 - 000	7 RDO Code 121
8 Registered Name (Enter only 1 letter per box using CAPITAL LETTERS) LEPANTO CONSOLIDATED MINING COMPANY	
9A Registered Address (Indicate complete registered address) LEPANTO BUILDING 8747 PASEO DE ROXAS BEL-AIR CITY OF MAKATI, NCR, FOURTH DI	
9B Zipcode 1209	
10 Date of Incorporation/Organization (MM/DD/YYYY) 09/08/1936	
11 Contact Number 7501991	12 Email Address lcmctaxdept@gmail.com

13 Method of Deductions Itemized Deductions [Section 34 (A-J), NIRC] Optional Standard Deduction (OSD) - 40% of Gross Income [Section 34(L), NIRC as amended by RA No. 9504]

Part II - Total Tax Payable (Do NOT enter Centavos)

14 Total Income Tax Due (Overpayment) (From Part IV Item 43)	36,917,333
15 Less: Total Tax Credits/Payments (From Part IV Item 55)	7,216,707
16 Net Tax Payable (Overpayment) (Item 14 Less Item 15) (From Part IV Item 56)	29,700,626
Add Penalties	
17 Surcharge	0
18 Interest	0
19 Compromise	0
20 Total Penalties (Sum of Items 17 to 19)	0
21 TOTAL AMOUNT PAYABLE (Overpayment) (Sum of Item 16 and 20)	29,700,626

If Overpayment, mark "X" one box only (Once the choice is made, the same is irrevocable)
 To be refunded To be issued a Tax Credit Certificate (TCC) To be carried over as tax credit next year/quarter

We declare under the penalties of perjury, that this annual return has been made in good faith, verified by us, and to the best of our knowledge and belief, is true and correct pursuant to the provisions of the National Internal Revenue Code, as amended, and the regulations issued under authority thereof. (If Authorized Representative, attach authorization letter and indicate TIN)

Signature over printed name of President/Principal Officer/Authorized Representative		Signature over printed name of Treasurer/Assistant Treasurer		22 Number of Attachments 4
Title of Signatory	TIN	Title of Signatory	TIN	

Part III - Details of Payment

Particulars	Drawee Bank/Agency	Number	Date (MM/DD/YYYY)	Amount
23 Cash/Bank Debit Memo				0
24 Check				0
25 Tax Debit Memo				0
26 Others (Specify Below)				0


Machine Validation/Revenue Official Receipts Details (if not filed with an Authorized Agent Bank)	Stamp of receiving Office/AAB and Date of Receipt (RO's Signature/Bank Teller's Initial)
---	--

MAY 17 2023
 ERWIN PACINIO



Republic of the Philippines
 Department of Finance
 Bureau of Internal Revenue

For BIR
 Uses Only: BCR/ Item:

BIR Form No 1702-RT January 2018(ENCS) Page 1	Annual Income Tax Return For Corporation, Partnership and Other Non-Individual Taxpayer Subject Only to REGULAR Income Tax Rate <i>Enter all required information in CAPITAL LETTERS. Mark applicable boxes with an "X". Two Copies MUST be filed with the BIR and one held by the taxpayer.</i>	 1702-RT 01/18ENCS P1
---	---	---

1 For <input type="radio"/> Calendar <input type="radio"/> Fiscal 2 Year Ended (MM/20YY) 12/2022	3 Amended Return? Yes <input type="radio"/> No <input type="radio"/>	4 Short Period Return? Yes <input type="radio"/> No <input type="radio"/>	5 Alphanumeric Tax Code (ATC) IC055 <input type="checkbox"/> Minimum Corporate Income Tax (MCIT) <input type="checkbox"/> <input type="checkbox"/>
--	---	--	--

Part I - Background Information

6 Taxpayer Identification Number (TIN) 000 - 160 - 247 - 000	7 RDO Code 121
8 Registered Name (Enter only 1 letter per box using CAPITAL LETTERS) LEPANTO CONSOLIDATED MINING COMPANY	
9A Registered Address (Indicate complete registered address) LEPANTO BUILDING 8747 PASEO DE ROXAS BEL-AIR CITY OF MAKATI, NCR, FOURTH DI	
9B Zipcode 1209	
10 Date of Incorporation/Organization (MM/DD/YYYY) 09/08/1936	
11 Contact Number 7501991	12 Email Address lcmctaxdept@gmail.com

13 Method of Deductions Itemized Deductions [Section 34 (A-J), NIRC] Optional Standard Deduction (OSD) - 40% of Gross Income [Section 34(L), NIRC as amended by RA No. 9504]

Part II - Total Tax Payable (Do NOT enter Centavos)

14 Total Income Tax Due (Overpayment) (From Part IV Item 43)	36,917,333
15 Less: Total Tax Credits/Payments (From Part IV Item 55)	7,216,707
16 Net Tax Payable (Overpayment) (Item 14 Less Item 15) (From Part IV Item 56)	29,700,626
Add Penalties	
17 Surcharge	0
18 Interest	0
19 Compromise	0
20 Total Penalties (Sum of Items 17 to 19)	0
21 TOTAL AMOUNT PAYABLE (Overpayment) (Sum of Item 16 and 20)	29,700,626

If Overpayment, mark "X" one box only (Once the choice is made, the same is irrevocable)

To be refunded To be issued a Tax Credit Certificate (TCC) To be carried over as tax credit next year/quarter

We declare under the penalties of perjury, that this annual return has been made in good faith, verified by us, and to the best of our knowledge and belief, is true and correct pursuant to the provisions of the National Internal Revenue Code, as amended, and the regulations issued under authority thereof. (If Authorized Representative, attach authorization letter and indicate TIN)

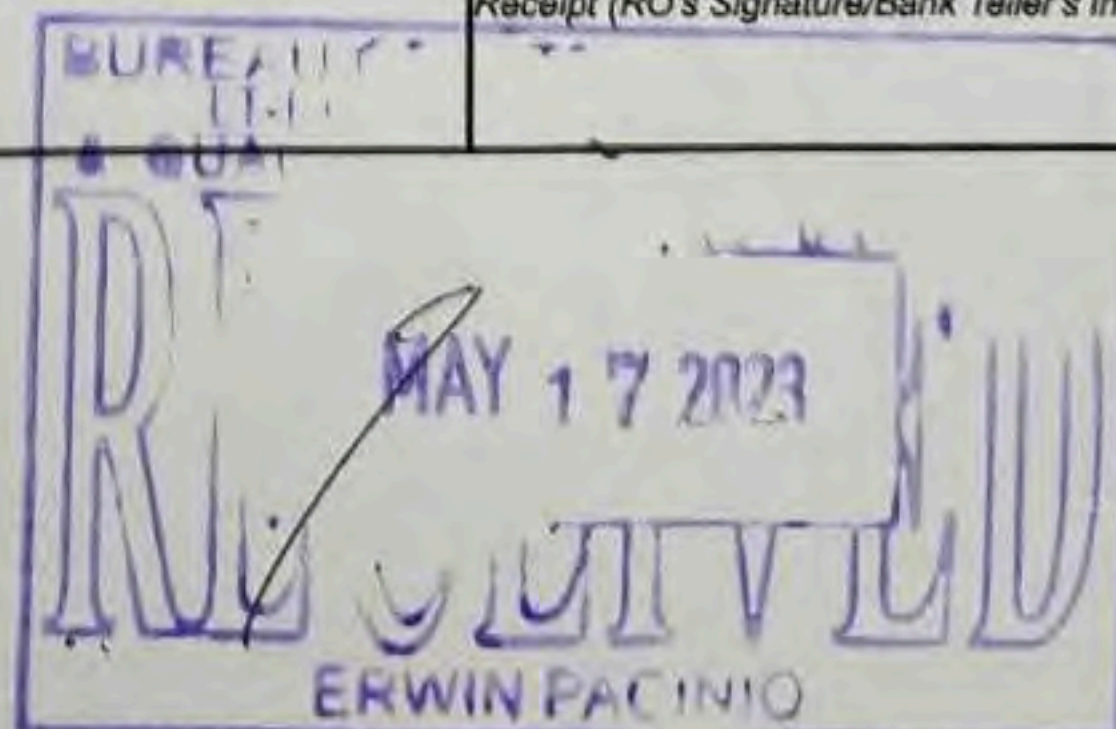
Signature over printed name of President/Principal Officer/Authorized Representative	Signature over printed name of Treasurer/Assistant Treasurer	22 Number of Attachments
Title of Signatory	TIN	Title of Signatory
		TIN
		4

Part III - Details of Payment

Particulars	Drawee Bank/Agency	Number	Date (MM/DD/YYYY)	Amount
23 Cash/Bank Debit Memo				0
24 Check				0
25 Tax Debit Memo				0
26 Others (Specify Below)				0

Machine Validation/Revenue Official Receipts Details (if not filed with an Authorized Agent Bank)

Stamp of receiving Office/AAB and Date of Receipt (RO's Signature/Bank Teller's Initial)


 MAY 17 2023
 ERWIN PACINIO

Taxpayer Identification Number (TIN) 000 -160 -247 -000	Registered Name LEPANTO CONSOLIDATED MINING COMPANY
---	---

Part IV - Computation of Tax (Do NOT enter Centavos)

27 Sales/Receipts/Revenues/Fees	1,845,866,634
28 Less: Sales Returns, Allowances and Discounts	0
29 Net Sales/Receipts/Revenues/Fees (Item 27 Less Item 28)	1,845,866,634
30 Less: Cost of Sales/Services	2,076,976,719
31 Gross Income from Operation (Item 29 Less Item 30)	(231,110,085)
32 Add: Other Taxable Income Not Subjected to Final Tax	32,326,488
33 Total Taxable Income (Sum of Items 31 and 32)	(196,783,597)

Less: Deductions Allowable under Existing Law	
34 Ordinary Allowable Itemized Deductions (From Part VI Schedule I Item 18)	357,926,824
35 Special Allowable Itemized Deductions (From Part VI Schedule II Item 5)	0
36 NOLCO (only for those taxable under Sec. 27(A to C); Sec. 28(A)(1) & (A)(6)(b) of the tax Code) (From Part VI Schedule III Item 8)	0
37 Total Deductions (Sum of Items 34 to 36)	357,926,824

OR [in case taxable under Sec 27(A) & 28(A)(1)]

38 Optional Standard Deduction (40% of Item 33)	0
---	---

39 Net Taxable Income/(Loss) (If Itemized: Item 33 Less Item 37; If OSD: Item 33 Less Item 38)	(556,710,421)
--	---------------

40 Applicable Income Tax Rate	25%
-------------------------------	-----

41 Income Tax Due other than Minimum Corporate Income Tax (MCIT) (Item 39 x Item 40)	0
42 MCIT Due (2% of Item 33)	36,917,333
43 Tax Due (Normal Income Tax Due in Item 41 OR the MCIT Due in Item 42, whichever is higher) (To Part II Item 14)	36,917,333

Less: Tax Credits/Payments (attach proof)	
44 Prior Year's Excess Credits Other Than MCIT	6,959,560
45 Income Tax Payment under MCIT from Previous Quarter/s	0
46 Income Tax Payment under Regular/Normal Rate from Previous Quarter/s	0
47 Excess MCIT Applied this Current Taxable Year (From Part VI Schedule IV Item 4)	0
48 Creditable Tax Withheld from Previous Quarter/s per BIR Form No. 2307	217,088
49 Creditable Tax Withheld per BIR Form No. 2307 for the 4th Quarter	40,059
50 Foreign Tax Credits, if applicable	0
51 Tax Paid in Return Previously Filed, if this is an Amended Return	0
52 Special Tax Credits (To Part V Item 58)	0
Other Credits/Payments (Specify)	
53	0
54	0

55 Total Tax Credits/Payments (Sum of Items 44 to 54) (To Part II Item 15)	7,216,707
--	-----------

56 Net Tax Payable / (Overpayment) (Item 43 Less Item 55) (To Part II Item 16)	29,700,626
--	------------

Part V - Tax Relief Availment

57 Special Allowable Itemized Deductions (Item 35 of Part IV x Applicable Income Tax Rate)	0
58 Add: Special Tax Credits (From Part IV Item 52)	0
59 Total Tax Relief Availment (Sum of Items 57 and 58)	0

BUREAU OF INTERNAL REVENUE
IT-DOCUMENT PROCESSING
& QUALITY ASSURANCE DIVISION

RECEIVED

MAY 17 2023

ERWIN PACINIO

2022 SAWT


esubmission@bir.gov.ph <esubmission@bir.gov.ph>
To: Lepanto CMC <lcmc1936@gmail.com>

Mon, Apr 17, 2023 at 8:25 PM

"IMPORTANT ADVISORY: Starting January 8, 2021, the Alphalist Data Entry and Validation Module is now updated to version 7.0.

With this change, your submissions may need to be updated for successful validation. Please review the changes in file structure and naming convention detailed under Revenue Memorandum Circular No. 7-2021 by visiting <http://bit.ly/RMC72021> (Full Text) <http://bit.ly/RMC72021A> (Annex A), <http://bit.ly/RMC72021B> (Annex B). Thank you."

The BIR has received your data file(s). Please wait for another notification as your file(s) is/are still subject for validation. Thank you!



BIR Form No. 1709
December 2020 (E-NCS)
Page 1

**INFORMATION RETURN
ON TRANSACTIONS WITH RELATED PARTY
(FOREIGN AND/OR DOMESTIC)**

*Enter all required information in CAPITAL LETTERS using BLACK ink. Mark applicable boxes with an "X".
Two copies must be filed with the BIR and one held by the Tax Filer.*



1709 12/20ENCS P1

1 For the Calendar Fiscal 2 Year Ended (MM/YYYY) 1 2 2 0 2 2 3 Number of Sheet/s Attached

Part I - Background Information

4 Taxpayer Identification Number (TIN) 0 0 0 / 1 6 0 / 2 4 7 / 0 0 0 0 0 5 RDO Code 1 2 1

6 Taxpayer's Name (Last Name, First Name, Middle Name for Individual OR Registered Name for Non-Individual)
LEPANTO CONSOLIDATED MINING COMPANY

7 Registered Address (Indicate complete address. If branch, indicate the branch address. If the registered address is different from the current address, go to the RDO to update registered address by using BIR Form No. 1905)
LEPANTO BUILDING, 8747 PASEO DE ROXAS, BEL-AIR CITY OF MAKATI, NCR FOURTH DISTRICT PHILIPPINES

8 Contact Number (Landline/Cellphone No.) 8 8 1 5 0 4 4 7 9 Email Address LCMC1936@gmail.com 7A ZIP Code 1 2 0 9

Part II - Details of Related Parties

(Fill out the table properly. Write N/A if not applicable and use additional sheet/s, if necessary)

A. Foreign Related Parties

Name	Nature of Relationship	Country of Residence	Foreign TIN	Local TIN	With Permanent Establishment (PE) in the Philippines? (Yes/No)	TIN of PE
N/A	N/A	N/A	N/A	N/A	N/A	N/A

B. Domestic Related Parties

Name	Nature of Relationship	TIN	Registered Address
SHIPSIDE INCORPORATED	SUBSIDIARY	000-172-188-00000	20F LEPANTO BLDG. PASEO DE ROXAS MAKATI CITY
LEPANTO INVESTMENT AND DEVELOPMENT CORPORATION	SUBSIDIARY	000-163-799-00000	20F LEPANTO BLDG. PASEO DE ROXAS MAKATI CITY
DIAMOND DRILLING CORPORATION OF THE PHILIPPINES	SUBSIDIARY	000-414-214-00000	20F LEPANTO BLDG. PASEO DE ROXAS MAKATI CITY
FAR SOUTHEAST GOLD RESOURCES INC. MANILA MINING COMPANY	SUBSIDIARY ASSOCIATE	000-158-973-00000 000-164-442-00000	19F LEPANTO BLDG. PASEO DE ROXAS MAKATI CITY 20F LEPANTO BLDG. PASEO DE ROXAS MAKATI CITY
DIAMANT MANUFACTURING AND TRADING CORPORATION	SUBSIDIARY	000-409-897-00000	20F LEPANTO BLDG. PASEO DE ROXAS MAKATI CITY

Part III - Related Party Transactions

A. Sale of Goods and Provisions of Services

Name of Related Party	Description and Type of Transactions	Amount in Foreign Currency (if applicable)	Amount (in Php)	Were you granted treaty benefit in the source country? (Yes/No)	Income Tax Withheld by the Income Payor
FAR SOUTHEAST GOLD RESOURCES INC.	GOODS AND RENTAL	N/A	2,679,926.14	NO	117,865.71
DIAMOND DRILLING CORPORATION OF THE PHILIPPINES	GOODS, SERVICES, AND RENTAL	N/A	1,491,404.23	NO	27,937.40
DIAMANT MANUFACTURING AND TRADING CORPORATION	RENTAL	N/A	53,571.48	NO	2,678.57
SHIPSIDE INCORPORATED	GOODS AND SERVICES	N/A	5,975,837.24	NO	65,887.85

B. Purchase of Goods and Services Except Those Provided by Key Management Personnel (KMP)

Name of Related Party	Description and Type of Transactions	Amount in Foreign Currency (if applicable)	Amount (in Php)	Did the income recipient claim treaty benefit? (Yes/No)	Was a TTRA filed therefor? (Yes/No)	Income Tax Withheld by the Income Payor (if any)	Is the income payment attributable to PE? (Yes/No)
FAR SOUTHEAST GOLD RESOURCES INC.	GOODS	N/A	8,131,420.56	NO	NO	81,314.21	NO
DIAMOND DRILLING CORPORATION OF THE PHILIPPINES	SERVICES	N/A	61,013,239.82	NO	NO	1,213,134.66	NO
SHIPSIDE INCORPORATED	GOODS, SERVICES & RENTAL	N/A	17,667,659.00	NO	NO	327,969.97	NO

INFORMATION RETURN ON TRANSACTIONS WITH RELATED PARTY (FOREIGN AND/OR DOMESTIC)



TIN 0 0 0 1 8 0 2 4 7 0 0 0 0 0

Registered Name LEPANTO CONSOLIDATED MINING COMPANY

Continuation of Part III

C. Loans Granted to or Non-Trade Receivable from (Related Parties)

Table with 7 columns: Name of Related Party, Opening Balance, Loans Granted During the Taxable Period, Terms and Conditions, Outstanding Balance as of the End of the Taxable Period, Provisions for Doubtful Debts (if any)*, Bad Debts Expense Recognized During the Period (if any)**

D. Loans Received from or Non-Trade Payable to (Related Parties)

Table with 5 columns: Name of Related Party, Opening Balance, Loans Received During the Taxable Year, Terms and Conditions, Outstanding Balance as of the end of the Taxable Year

E. Other Related Party Transactions Excluding Compensation Paid to KMP, Dividends and Branch Profit Remittances

Table with 4 columns: Name of Related Party, Description and Type of Transactions, Amount in Foreign Currency (if applicable), Amount (in Php)

Part IV - Additional Disclosure

A. Brief business overview of the ultimate and immediate parent/s of the taxpayer LEPANTO CONSOLIDATED MINING COMPANY (LCMC) PRIMARILY ENGAGES IN THE EXPLORATION AND MINING OF GOLD, SILVER, COPPER AND THEIR RELATED BY-PRODUCTS.

B. Brief business overview/functional profile of the taxpayer LCMC PRIMARILY ENGAGES IN THE EXPLORATION AND MINING OF GOLD, SILVER, COPPER AND THEIR RELATED BY PRODUCTS. THE COMPANY IS REGISTERED WITH THE BOARD OF INVESTMENT AS AN EXPORT PRODUCER OF GOLD, SILVER, AND COPPER CONCENTRATE.

C. Has there been any change in your functional profile during the taxable period? If yes, provide details. Yes No

D. Has there been any change in your ownership structure during the taxable period? If yes, provide details. Yes No

E. Did you undergo business restructuring during the taxable period or for the last five (5) years? If yes, provide details. Yes No

Handwritten signature ERWIN PACINIO and date stamp MAY 17 2023

INFORMATION RETURN ON TRANSACTIONS WITH RELATED PARTY (FOREIGN AND/OR DOMESTIC)



TIN 0 0 0 1 8 0 2 4 7 0 0 0 0 0

Registered Name LEPANTO CONSOLIDATED MINING COMPANY

Continuation of Part III

C. Loans Granted to or Non-Trade Receivable from (Related Parties)

Table with 7 columns: Name of Related Party, Opening Balance, Loans Granted During the Taxable Period, Terms and Conditions, Outstanding Balance as of the End of the Taxable Period, Provisions for Doubtful Debts (if any)*, Bad Debts Expense Recognized During the Period (if any)**

D. Loans Received from or Non-Trade Payable to (Related Parties)

Table with 5 columns: Name of Related Party, Opening Balance, Loans Received During the Taxable Year, Terms and Conditions, Outstanding Balance as of the end of the Taxable Year

E. Other Related Party Transactions Excluding Compensation Paid to KMP, Dividends and Branch Profit Remittances

Table with 4 columns: Name of Related Party, Description and Type of Transactions, Amount in Foreign Currency (if applicable), Amount (in Php)

Part IV - Additional Disclosure

A. Brief business overview of the ultimate and immediate parent/s of the taxpayer LEPANTO CONSOLIDATED MINING COMPANY (LCMC) PRIMARILY ENGAGES IN THE EXPLORATION AND MINING OF GOLD, SILVER, COPPER AND THEIR RELATED BY-PRODUCTS.

B. Brief business overview/functional profile of the taxpayer LCMC PRIMARILY ENGAGES IN THE EXPLORATION AND MINING OF GOLD, SILVER, COPPER AND THEIR RELATED BY PRODUCTS. THE COMPANY IS REGISTERED WITH THE BOARD OF INVESTMENT AS AN EXPORT PRODUCER OF GOLD, SILVER, AND COPPER CONCENTRATE.

C. Has there been any change in your functional profile during the taxable period? If yes, provide details. [] Yes [X] No

D. Has there been any change in your ownership structure during the taxable period? If yes, provide details. [] Yes [X] No

E. Did you undergo business restructuring during the taxable period or for the last five (5) years? If yes, provide details. [] Yes [X] No

Handwritten signature ERWIN PACINIO and date stamp MAY 17 2023

BIR Form No.

1709

December 2020 (ENCS)
Page 3

INFORMATION RETURN ON TRANSACTIONS WITH RELATED PARTY (FOREIGN AND/OR DOMESTIC)



1709.12/20ENCS P3

TIN

0 0 0 1 6 0 2 4 7 0 0 0 0 0

Registered Name

LEPANTO CONSOLIDATED MINING COMPANY

Continuation of Part IV

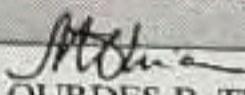
F. Have you prepared a Transfer Pricing Documentation (TPD) for the related party transactions as prescribed under Revenue Regulations No. 2-2013? The details of the TPD include, but are not limited to the following: Organizational Structure (b) Nature of the Business/Industry and Market Conditions; (c) Controlled Transactions; (d) Assumptions, Strategies, and Policies; (e) Cost Contribution Arrangement (CCA); (f) Comparability, Functional and Risk Analysis; (g) Selection of the Transfer Pricing Method (TPM); (h) Application of the TPM; (i) Background Documents; (j) Index to Documents. Yes No

G. Do you have pending application/s for relief with the BIR or with the tax authority of other country/ies? Yes No
If yes, provide details.

H. Do you have an Advance Pricing Agreement (APA) with your related parties? Yes No

I/We declare, under the penalties of perjury that this return has been made in good faith, and that, to the best of my/our knowledge and belief, all pieces of information provided in this return are correct, complete and true account of the related party transactions. Further, the required attachments to this return shall be made available during audit. Finally, I/we give my/our consent to the processing of my/our information as contemplated under Republic Act No. 10173, otherwise known as the Data Privacy Act of 2012, for legitimate and lawful purposes. (If authorized representative, please attach an authorization letter.)

Stamp of receiving Office and Date of Receipt
(RO's Signature)


MA. LOURDES B. TUASON
VICE PRESIDENT- TREASURER
117-435-466

Signature over Printed Name of Taxpayer/Authorized Representative/Tax Agent (indicate Title and TIN)

Tax Agent Accreditation Number/Atty.'s Roll Number (if applicable)

Date of issue (MM/DD/YYYY)

Date of Expiry (MM/DD/YYYY)

